



# FINAL DESIGN SOLUTION

A5. DIDS315-23F-0-B

TARA HUNT & OXSANA MAKHNATCH

21 December 2023



# CONTENTS

- Property Overview ..... 3
- Concept..... 4
- Branding ..... 6
- Hotel Design Overview ..... 8
- Room Types ..... 12
- Design Concept: Lobby ..... 14
- Design Concept: Speakeasy ..... 18
- Design Concept: Corridor ..... 20
- Design Concept: Guest Room ..... 22
- Sheets & Schedules..... 27
- References..... 48
- Figures..... 49



Tara Hunt

I describe myself as a “recovering marketer.” I spent over 22 years in marketing and graphic design and had a pretty successful career (was named one of the Pioneers of Social Media Marketing in Inc. and Fast Company, ran a successful company, wrote a business bestseller, spoke at over 200 conferences around the world)...but I fell out of love with my work (and social media) and decided to change careers mid-life...now I’m here!

I live in the Eastern Townships of Quebec with my husband, pug, and cat...have a grown (30-year-old) son who lives in Calgary, and I look forward to going into commercial design. I particularly love office design.

---

For the presentation, I focused on the upper two floors and did the plans, elevations, ff&e, rcp, and renderings for the lobby, corridor, and guest room.



Oxsana Makhnatch

Hi there, I’m Oxsana, and I’m currently in my third year of bid. In addition to being a full-time mom and wife, I work as an orthodontic dental assistant. My son is almost twelve years old, my husband is in the military, and we have a Belgian mallinoi dog named Shadow, he’s one. Together, these three make quite a handful. I chose to change occupations because I wanted a more creative career and since drawing is something I enjoy doing a lot. I’m excited about new beginnings and new opportunities. My ultimate goal is to construct individual residences or continue in the hospitality industry, specializing in dentist office architecture, as the majority are in dire need of modernization.

---

For the presentation, I focused on the lower level and did the plans, elevations, ff&e, rcp, and renderings for the speakeasy.

# PROPERTY OVERVIEW

**Location:** 5195 Magdalen Street, Niagara Falls, Ontario

**Keys:** 41

**Amenities:** Restaurant with 70 seats, breakfast-in-bed room service, full-service spa, on-site parking

**Square Footage:** 35,000 ft<sup>2</sup>


**Floors:** 2 above-grade plus basement level

## BUILDING HISTORY

The original building, built in 1928, was designed to house Cairns Creameries, a dairy manufacturing plant that “was one of the largest dairies and ice cream producers in the region.” (Ontario’s Finest, 2023) Cairns was acquired by Borden Dairy Company shortly after the building was finished and operated up until 1974. After the dairy closed, “the building saw a succession of bars such as Castle Rock and the Basement.” (Cipryk, 2010)

In 2005, hotelier Ashak Merani purchased the derelict building and tasked his son, Faisal, to oversee the conversion of the old creamery building into a luxury boutique hotel. (Fink, 2017) Merani Hotel Group hired St. Catharines-based architectural firm, ACK Architects, who sought to maintain elements of the original building. This can be seen in the exposed ceiling beams, as well as the signature 3 storey “milk bottle entrance” that still stands at the front of the Sterling Inn & Spa.” (Penaloza, 2019)

It appears as though ACK Architects were re-engaged in 2014 to update the interiors as the original beige walls with red accents throughout seem to have been replaced with bright white walls and blue and grey accents.



On the website, they claim to be “the only boutique hotel in Niagara Falls” (Sterling Niagara, 2023) and, though it “checks the boxes” (small, personalized service, historic conversion, independently owned, etc), the interior design lacks the character and “insta-worthiness” of some of the top boutique hotels.

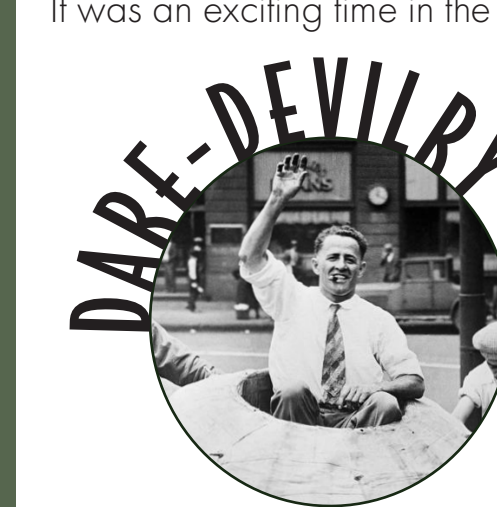
Figure 4. Vintage photo of the Cairns Creamery

Let’s set the stage:

# NIAGARA FALLS 1928...

While the Cairns Creamery (now Sterling Inn & Spa) was being built to house Frederick Melville (FM) Cairn’s growing dairy processing operations, Niagara Falls was also booming.

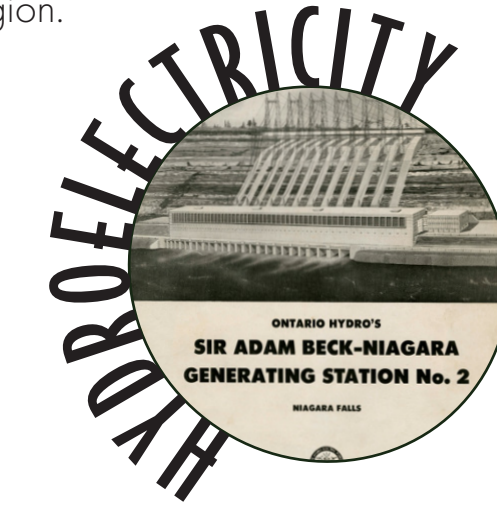
It was an exciting time in the region.



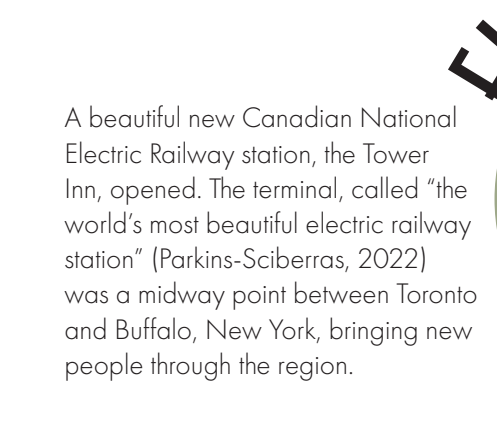
Dare-devilry was making international head-lines. Jean Albert Lussier created a “rubber ball” and went over the falls, making him the “Hero of Niagara.”



New paved roads also brought automobile-owning tourists in droves. Tourist camps were super popular in the summer months, with owners adding communal facilities and rustic cabins.



Hydroelectric power from the well-established Sir Adam Beck Generating Station (est. 1922) was bringing all sorts of technology to the region.. The novelty of the power plants even attracted British royalty and the Prince of Wales (Edward VIII) paid the area a visit.



A beautiful new Canadian National Electric Railway station, the Tower Inn, opened. The terminal, called “the world’s most beautiful electric railway station” (Parkins-Sciberras, 2022) was a midway point between Toronto and Buffalo, New York, bringing new people through the region.



Prohibition had, effectively, ended (or lessened) in Canada in 1927, but it wouldn’t end in the United States for another six years. Local hoteliers capitalized on the spate of American tourists coming across to Niagara Falls to enjoy drinking, dancing, music, and general partying.



Concept:

# EBULLIENCE



*e·bul·lience/ib'ul.i.əns/*

Ebullience (the quality of being cheerful and full of energy) captures the exuberance, enthusiasm, and zest for life that was in the air in 1928.

The word, itself, originates from the Latin word *ebullientem* ("to boil over") and the root (*bulla*) means "bubble", which we love because it reminds us of champagne.

Like an overflowing glass of champagne in a Niagara Falls speakeasy, ebullience captures the effervescent gaiety of the era.



## PLAYFUL

The design should be a little puckish with some tongue-in-cheek humour, wry commentary, and an undercurrent of whimsy (without being silly).




## INDULGENT

1928 was a year of bon vivant! The design should be decadent, luxurious, and a little showy. That being said, a mix of bohemian with the high end would be just right.



## BRAZEN


The insouciance of the era led to many bold decisions in life and in design. Our approach should be as unencumbered, with just a dash of naughty.



## WORLDLY

The 1920s was an era of wanderlust. Railways presented new freedoms and people were taking in more international culture. We aim to bring the world to Niagara Falls.

FIG. 14



# INSPIRATION



# BRANDING

# THE MELVILLE HOTEL



The Melville name comes from original owner, Frederick Melville Cairns (otherwise known as 'F.M.'), Born 1887. (Niagara Falls Public Library, 2020) A pillar of the community, it seems a suiting way to honour the building's legacy.

According to Ancestry.com, Frederick M. Cairns was married to **Tilly La Rue Campbell Cairns** (what a fabulous name, perfect for a restaurant or a speakeasy, no?).

FIG. 67



## Branding Colours Overview



### PRIMARY PALETTE:

Hunter Green + Gold

Neutrals: Greys, Black + White



### SECONDARY PALETTE:


Warm spice brown, dark clay, chocolate brown.

## Materials Overview

LOBBY



SPEAKEASY



CORRIDOR



KING ROOM



Closeup Elevation view of lobby washroom sign (with glowing LED) - demonstrating how even a bathroom sign can be "ebullient"



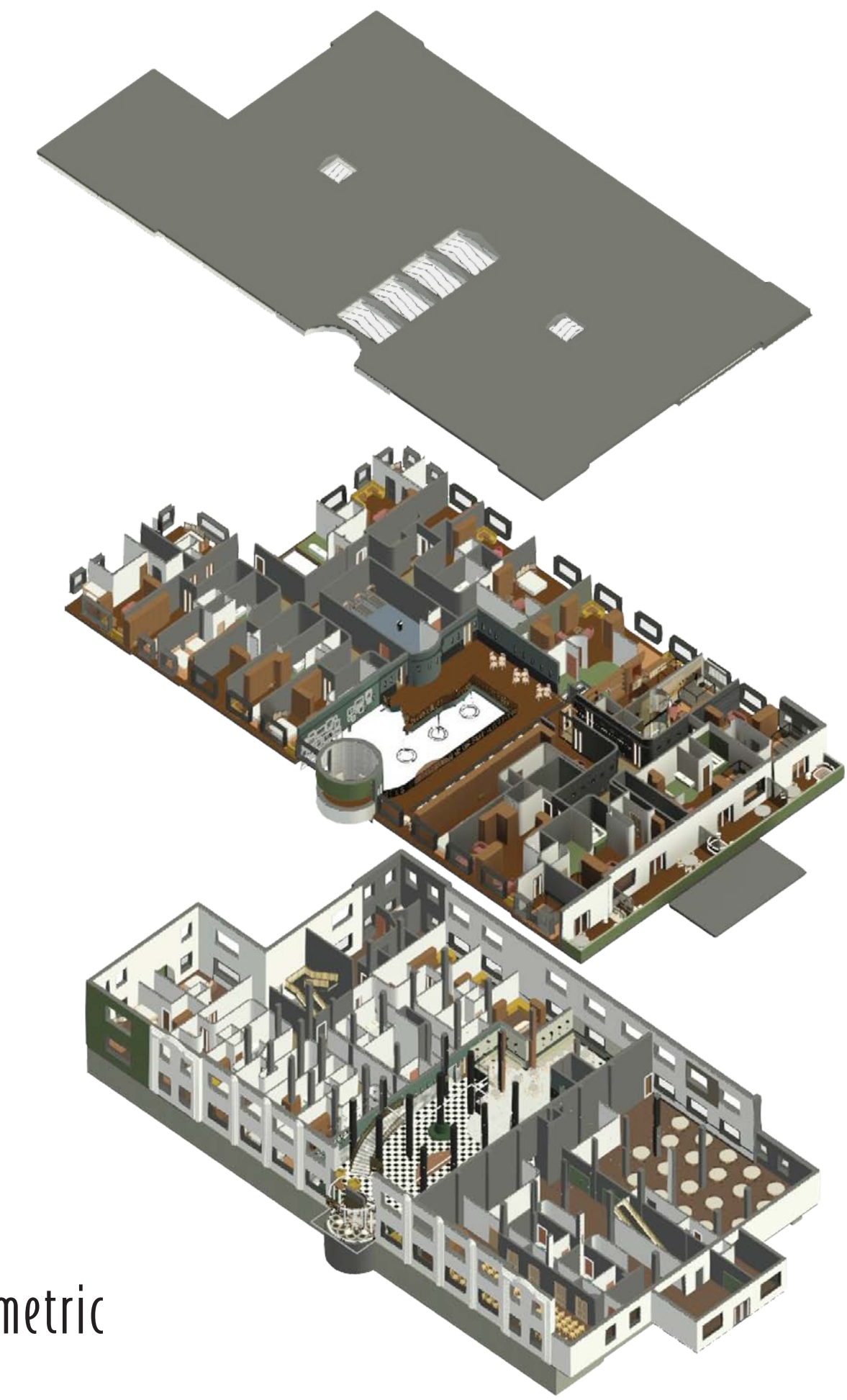
# HOTEL DESIGN OVERVIEW



Fig. 18

The aim of this redesign was to completely transport the visitor to another time and place. This begins with the entrance. Though not part of the mandate, it was one of the first adjustments I tackled.

Though the milk bottle was a fun idea for the creamery, it looks awkward out of context. Because the era we're focused on is Art Deco, we've borrowed from the Miami version of the period for the exterior.



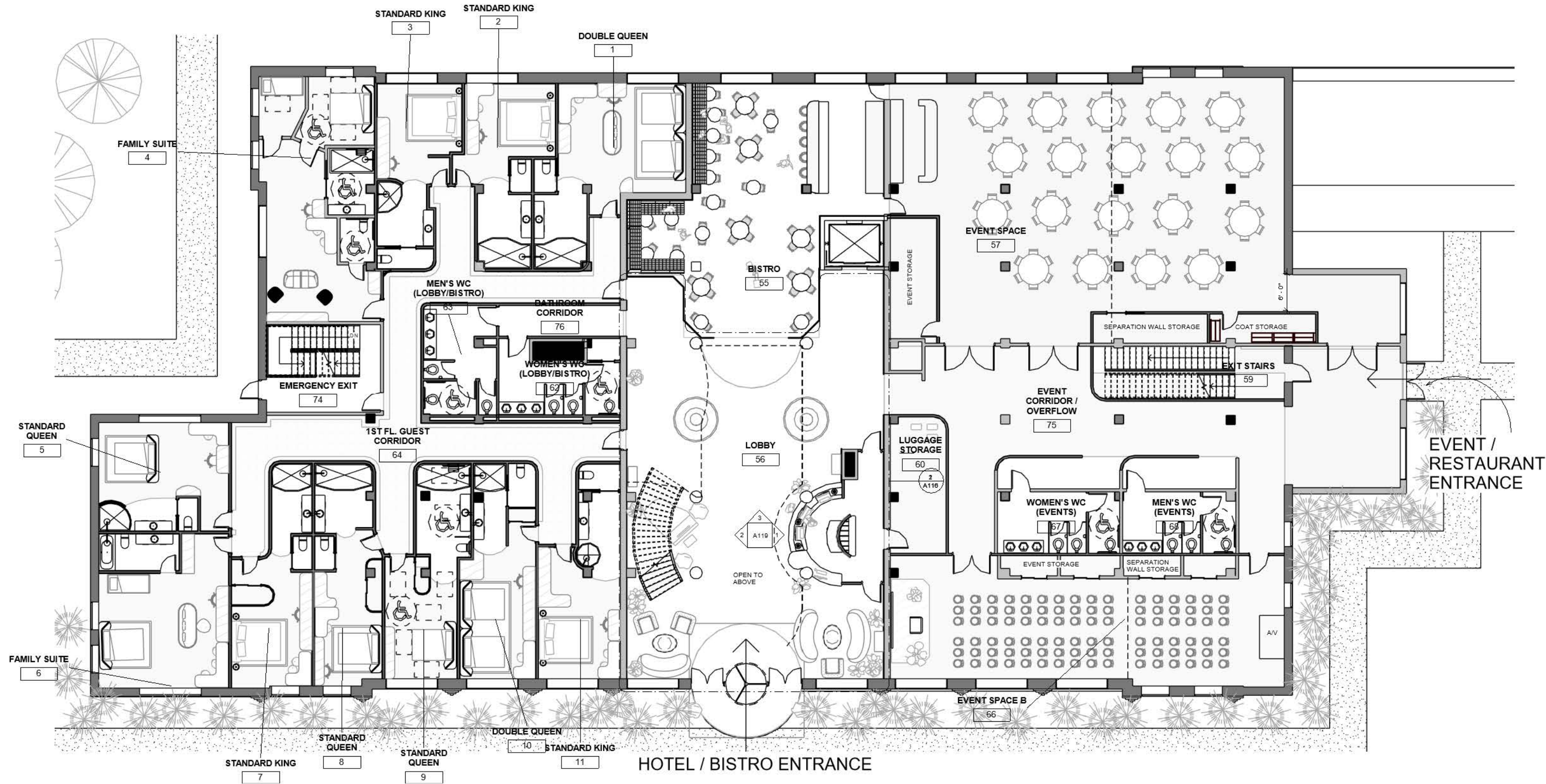
Axonometric

## Rendered Floor Plans





# First Level Furniture Plan



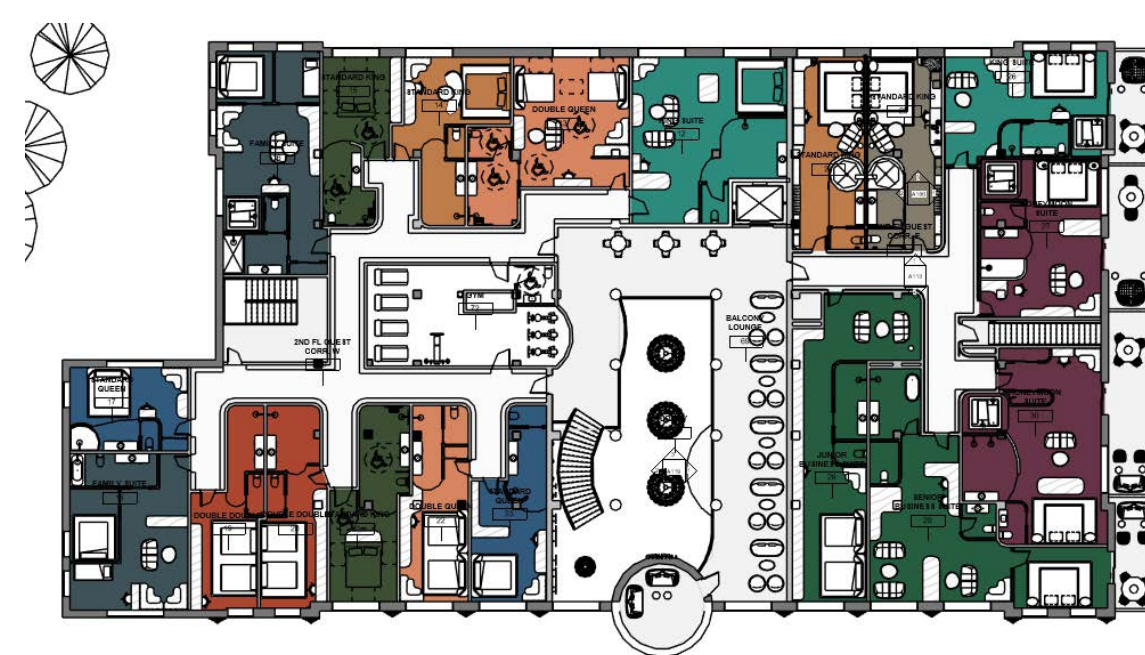
# Second Level Furniture Plan





# ROOM TYPES

## Room Themes



In the final design solution, there are 5 ADA-compliant rooms (the minimum is 10% of the rooms and we have 30, so we created two additional). There are nine (9) themes and seven (7) configurations. The themes are Daredevils, Hydroelectric Age, Prohibition, Age of Train Adventure, Welland Ship Canal, Cairns Creamery, Tourist Camps, The Underground Railroad, the Maid of the Mist, and Going to the Pictures.

Here is a brief description of each theme:

### DAREDEVILS

Jean Lussier went over the falls in a rubber ball in 1928. This room tells the stories of Lussier and other "daredevils" who braved the journey over the falls.

### HYDROELECTRIC AGE

Sir Adam Beck generating station was operating on Niagara falls and brought many to the area to marvel at it (including the crown prince!). This room pays homage to the electric age and tells this story.

### PROHIBITION

In the 1920's, Niagara Falls Canada was a hot spot for Americans looking to go to clubs that offered drinking and dancing. This room will tell this story as well as feel a little 'naughty' and underground.

### THE AGE OF TRAIN ADVENTURE

Niagara Falls was home to the Tower Inn CN Electric Railway Station and served a midway point between Toronto and Buffalo. This room will celebrate electric train travel and the CN Railway travel adventures as well as the Tower Inn station.

### THE WELLAND SHIP CANAL

Business was booming in 1928, partially due to the construction of the Welland Ship Canal. This room celebrates the canal and the tycoons of Canadian business who were created.

### CAIRNS CREAMERY

A celebration of the original intent of the building, but also fun and light with ice cream whimsy and softer colours. Great for the girls weekend.

### TOURIST CAMPS

New paved roads brought automobile-owning tourists, who would camp in communal grounds near the falls. This room has some camping/cabin references as well as tells this story.

### THE UNDERGROUND RAILROAD

Between 1796 and 1949, the Underground Railroad aided an estimated 40,000 African American slaves in their escape to the more tolerant northern American states, or ultimately to the freedom of Canada. Fort Erie, Ontario became a popular crossing for freedom seekers because of its proximity to Buffalo, New York. This room celebrates the heroes and tells the story.

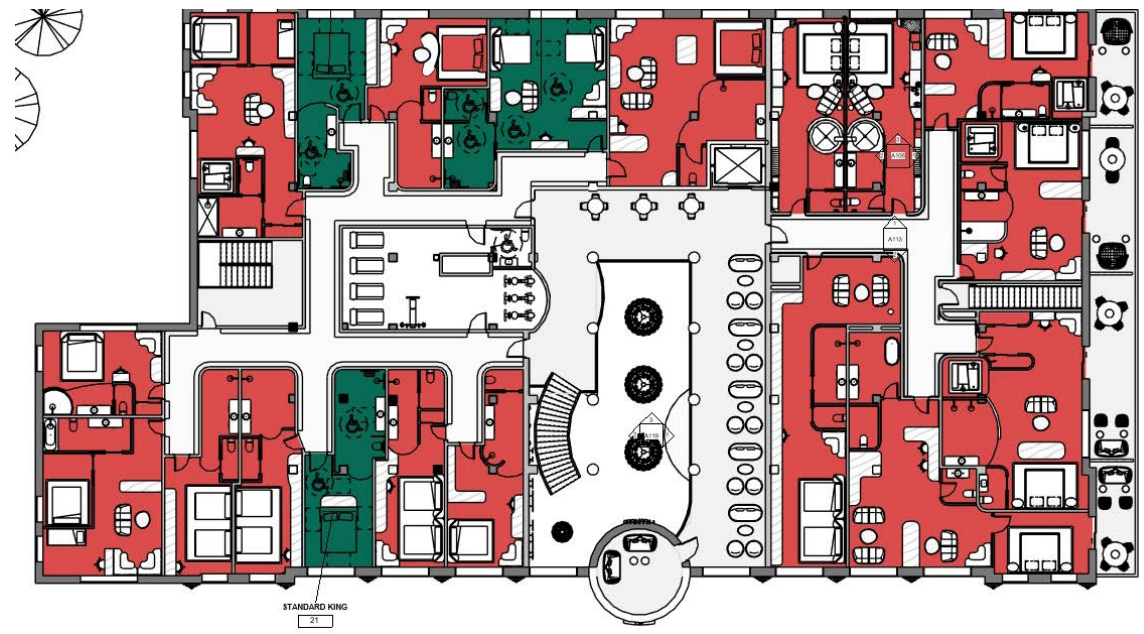
### THE MAID OF THE MIST

The Haudenosaunee and Anishinaabek people lived in the region long before the European settlers arrived in the 17th Century. This room honours the stories of the Thunder Beings who lived behind the falls and fought the giant serpents (who wanted to attack the indigenous people), tells the Indigenous version of the Maid of the Mist, and educates on the tribes who call the area home still to this day.

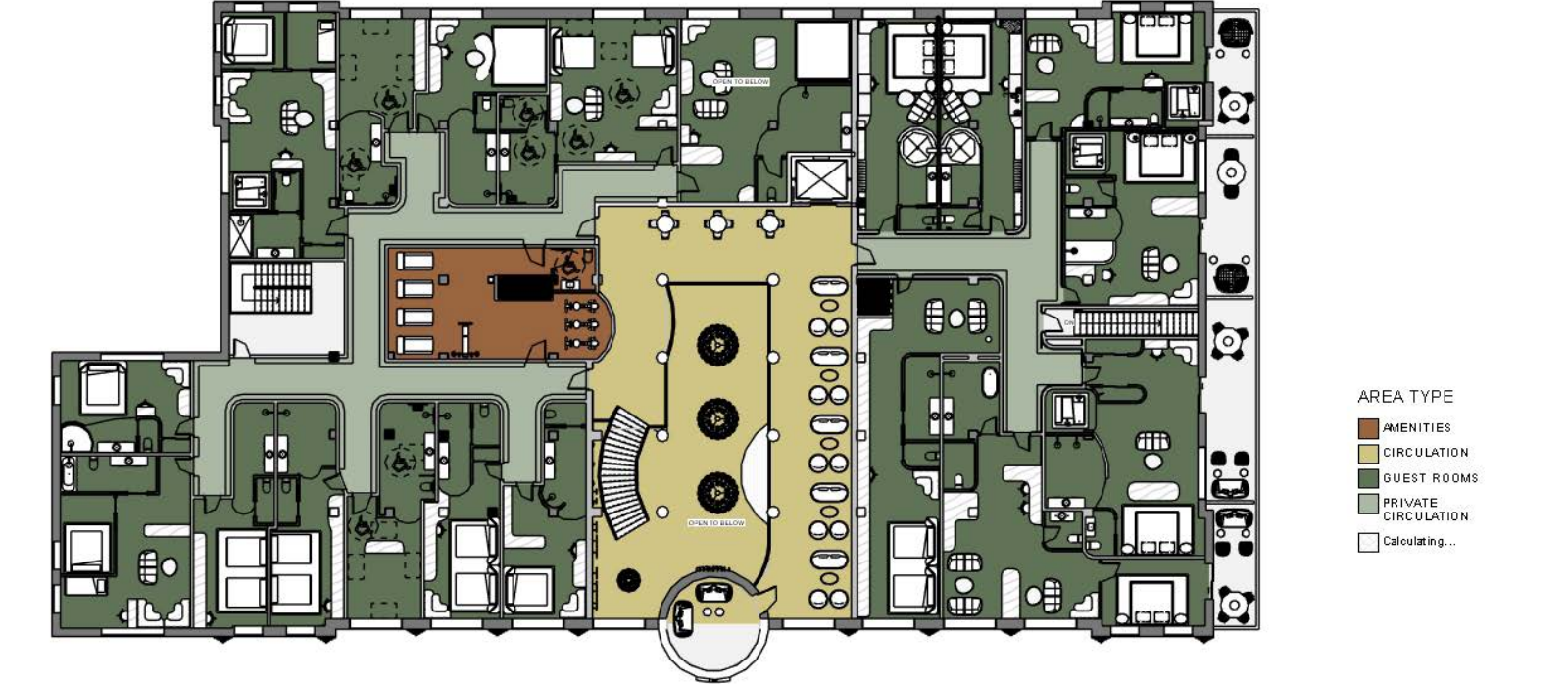
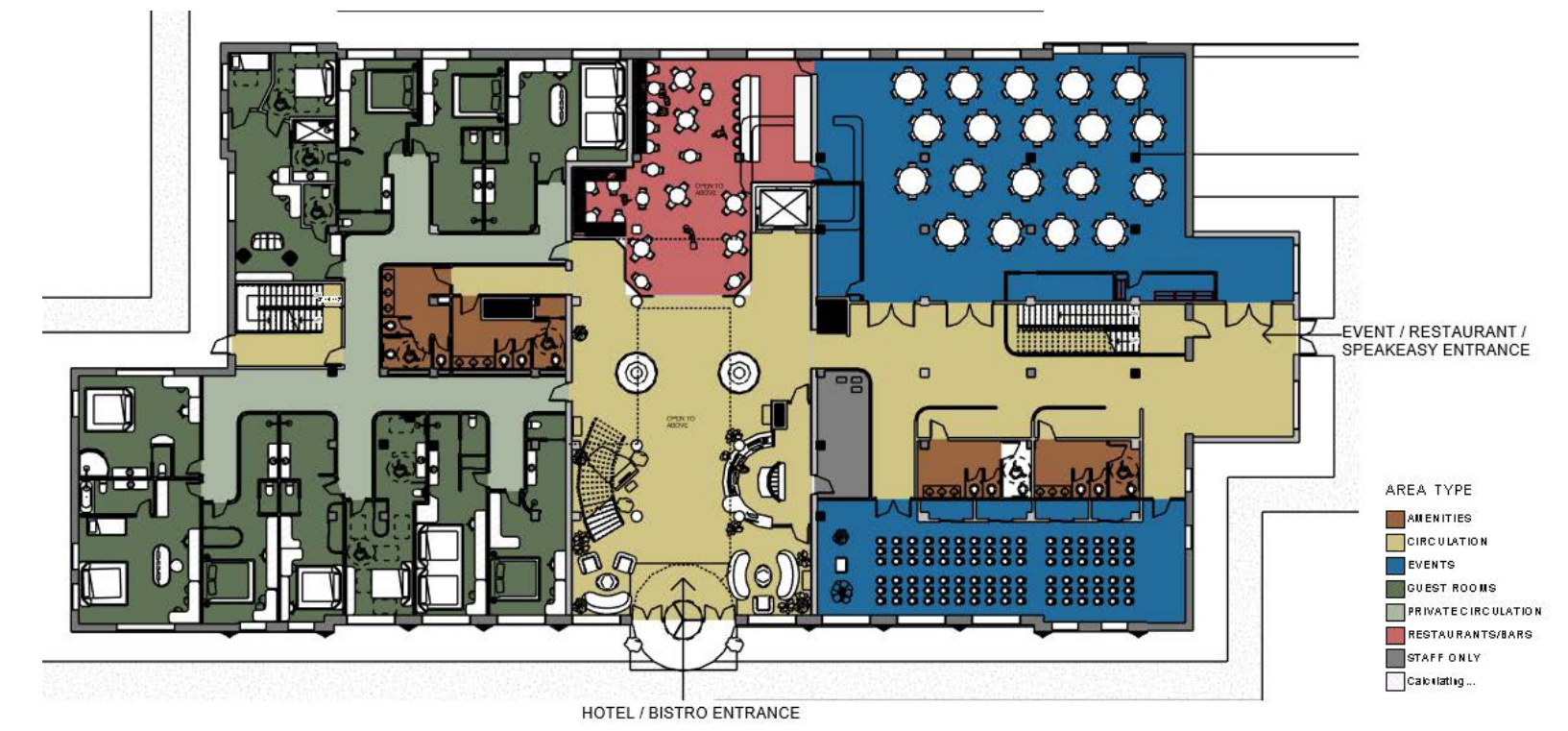
### GOING TO THE PICTURES

George Reid bought the Kitchener Theatre on Queen Street in 1925 and introduced moving pictures. There was a projectionist, his assistant, and three people who provided piano accompaniment for these new silent movies. From vaudeville to silent movies to the "talkies," the theatre continued to be a source of entertainment for the town. This room features the movies that likely played at the theatre in 1928, complete with the ability to watch some of them (popcorn machine included).

## ADA Compliant Rooms (Green)



## Area Overview






# DESIGN CONCEPT: LOBBY

For the lobby, we wanted to make an extra ebullient first impression. "Big Glam Energy" was thrown around liberally. A sweeping marble staircase, showstopping chandeliers (4 of them in total), a mix of glamorous gold and emerald wallpapers, plush deco-inspired seating, mixed marbles, and a lot of light fill this lobby to leave a wow first impression. There's lots of history here, too, with framed black and white images of Niagara's history and the vintage images that inspired us.

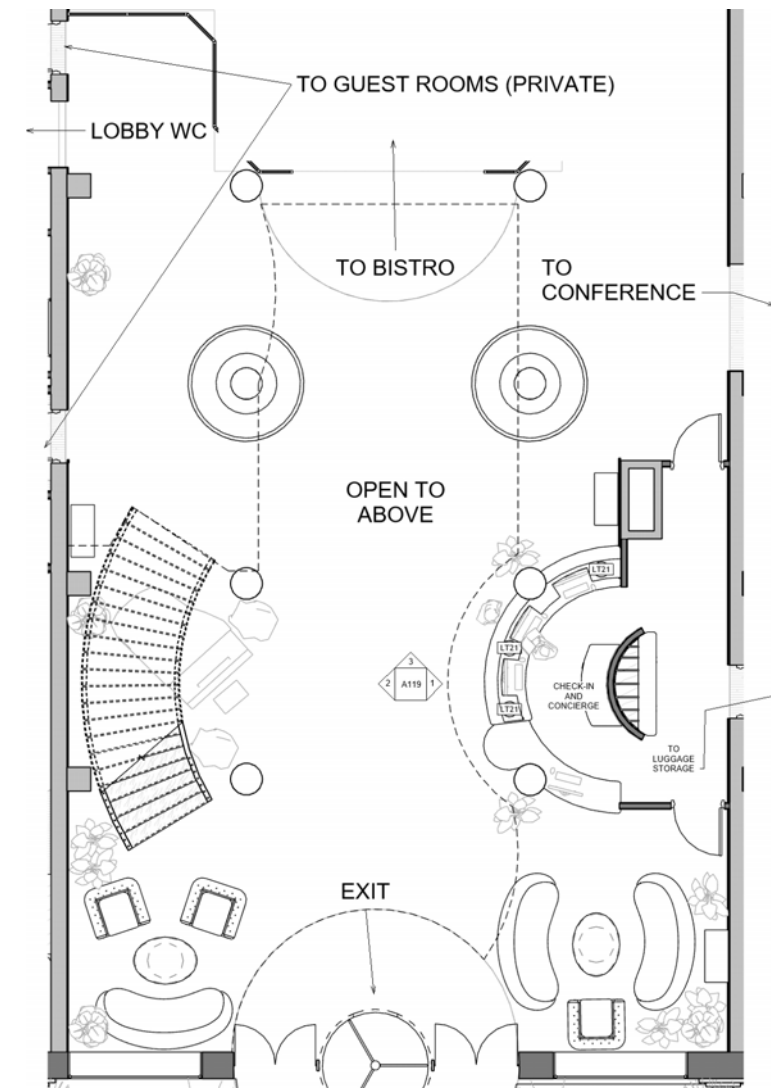
## Floorplan



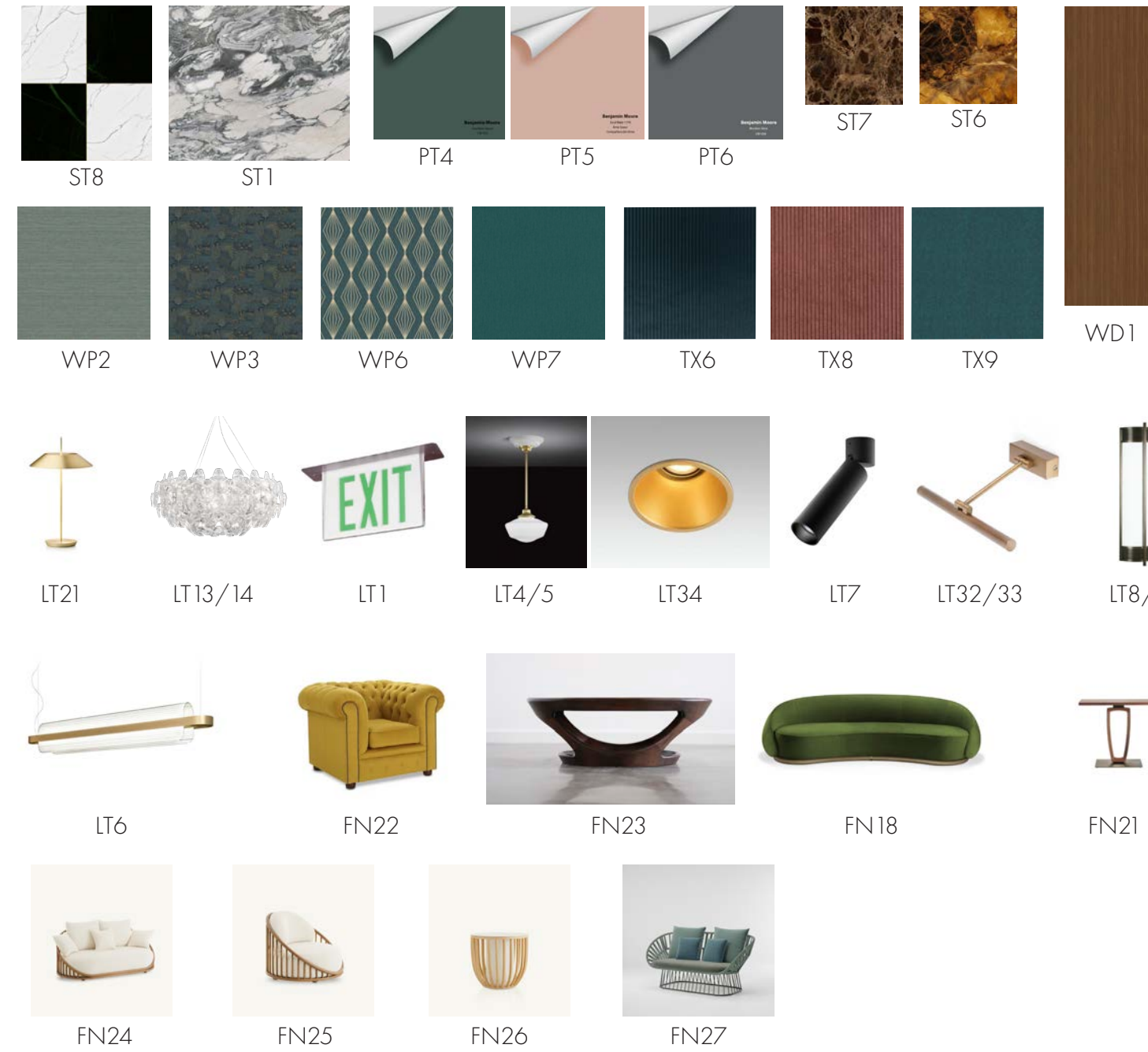
Much of the lobby is open all the way to the roof, which is lined with skylights. This fills the area with light during the day and stars at night.

Traditional marble checkerboard patterned floors fill the large space and more marble makes the treads of the staircase. A custom designed semi-circular check-in desk (invoking the "bottle" circular entrance) with glowing onice sultano onyx panels (LED backed) accommodates multiple guest abilities (ADA compliant section). The staff has a private entrance to a secure luggage storage behind the vintage Niagara train photo at the curve behind the desk (with more built-in custom storage).

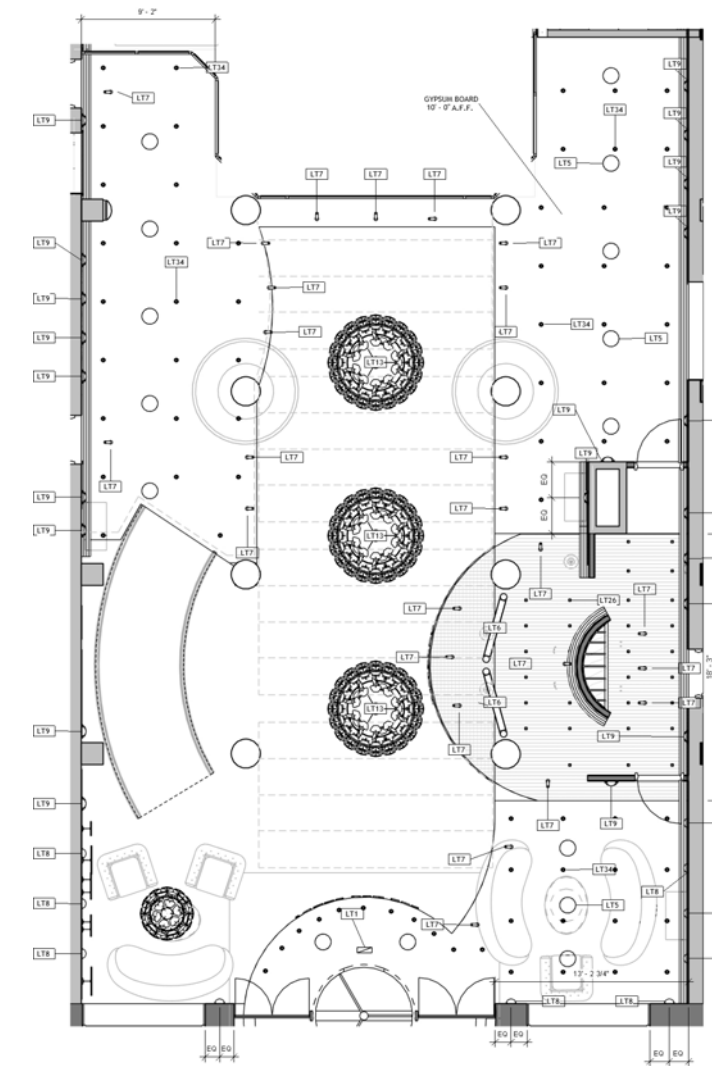
There are multiple seating options in the lobby. Two sofa and chair configurations flank the entrance and additional benching surrounds columns near the Bistro entrance. A tree or a stage or any sort of installation can rest in the crook of the stair curve, but additional seating can also be moved here.



## FF&E



## RCP



Once again, there are multiple layers and options for lighting in this space.

The ambient light is provided by the Cooper Shaper wall sconces in 25" + 37", the Schoolhouse pendants by OCL, recessed downlights by FARO, and, in the daytime, the ample daylight.

On the task layer, there are LOLA directional spotlights at many junctures where the wall and ceiling lights can't reach. There are also the Nami suspension lamps over the concierge/check in desk and Mayfair table lamps.

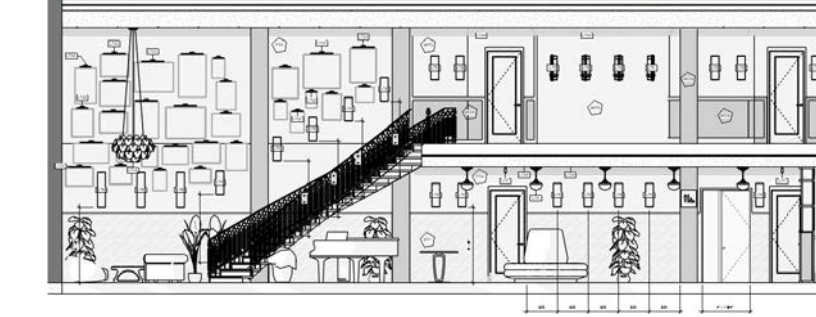
Decoratively, the multiple Hope chandeliers (3 x 79" diameter lights and 1 x 43" diameter) are hard to beat, but the Phenomenon mouth-blown flamingo pink glass floorlamps and the LED backed golden onyx on the checkin desk attempt to take some attention.

Additionally, there is a custom-made polished brass washroom directional sign with LED and the emergency exit sign at the door.

## East Elevation



## West Elevation

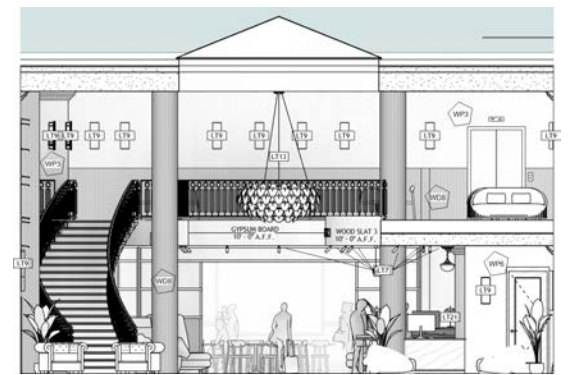


In this elevation, you can see the 79" HOPE Chandeliers, hung 12' A.F.F. in order to bring lots of light into lower level. You can also see the various levels of the checkin desk. You'll also see that there is an abundance of wall sconces on both levels (they are dimmable and can be put on sensors). In the rendered elevation, you get a sense of the materials used for the checkin desk as well as the various wallpapers. The wallpaper choices surrounded a grouping of similar hues and tones that could create depth. We wanted the lobby to shine like a jewel, so it was fitting that the main lower level wallpaper is Marquise Geo in Emerald. This striking vintage-throwback patterned paper is part of a coordinated series of tones and textures that allowed for layering and depth in the lower level, especially under the balcony. From there, we found the Mirissa Wallpaper by Albany in blue and gold, but with a similar blue-green hue.

On the West Elevation side, you'll find the sweeping staircase, the smaller HOPE Chandelier, the Statuario Vagli marble slab wall, and the collection of vintage Niagara and 1920's photographs. We've included a schedule of these images and their references to follow. Each one of them is either from historic Niagara Falls, Ontario, Canada, or New York State (and most in the 1920's), except for the images of Tilly Losch, the inspiration for our own Tilly's.

In both images, you can also see the custom made brass washroom sign.

## North Elevation



## South Elevation





# 3D Renderings



3D Rendering of the view of the front entrance from the Check-In / Concierge Desk



3D rendering of the view from the balcony, looking down to the open lobby.



3D Rendering from standing at the bottom of the stairs, looking at the Check-In desk



3D rendering of the perspective while sitting in the lounge area to the East of the entry doors (beside the Check-In/Concierge desk).



# DESIGN CONCEPT: CORRIDOR

## Rendering



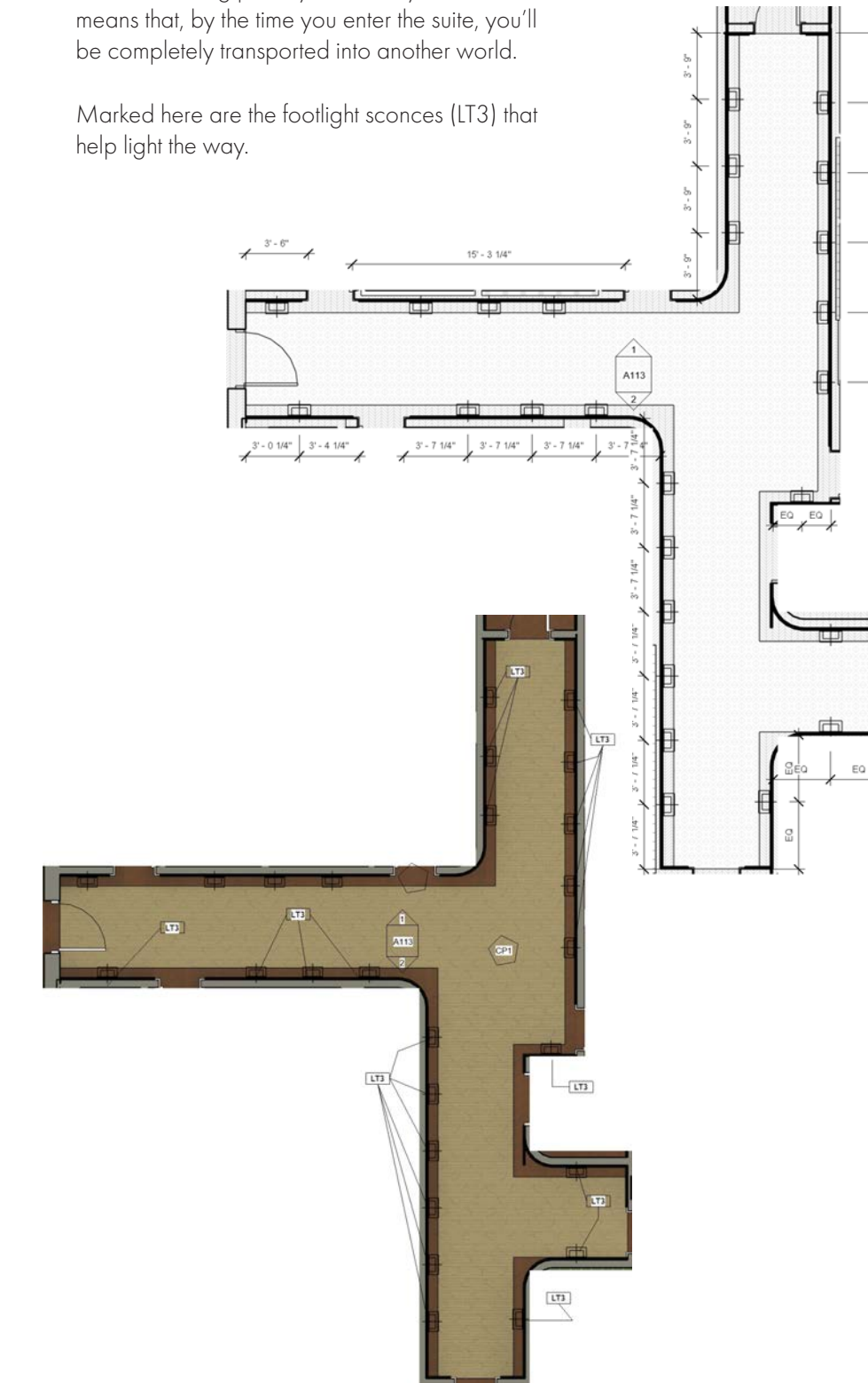
3D rendering of the perspective of a guest entering the corridor towards their room.

The inspiration for the corridor came from looking at multiple boutique hotels and seeing that they focus on creating a multi-layered, cozy journey from the front desk to the guest room. That transition needed to be one that created nostalgia, transporting the guest to another time. Warm Victorian libraries and gentleman's clubs came to mind as the mood we wanted to create.

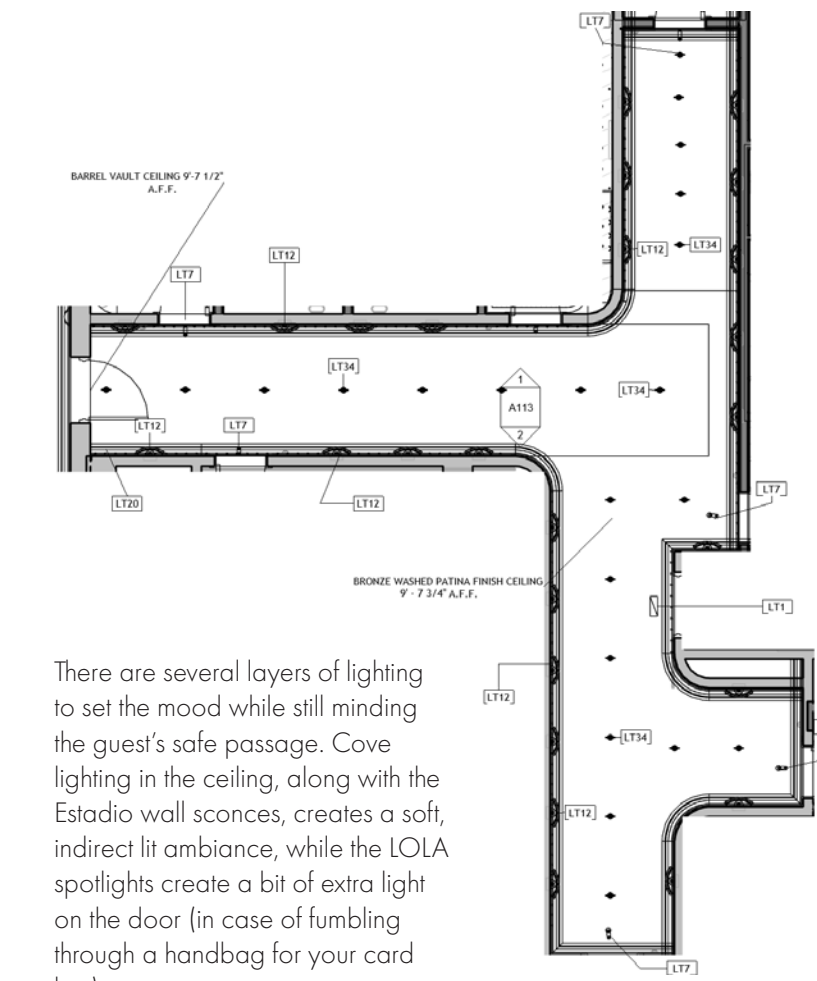
## Floorplan

The layout of the corridors is meandering, no matter which floor or bank of rooms. The idea is to create a sense of mystery and build anticipation. The meandering journey to locate your room means that, by the time you enter the suite, you'll be completely transported into another world.

Marked here are the footlight sconces (LT3) that help light the way.




## Reflected Ceiling Plan



There are several layers of lighting to set the mood while still minding the guest's safe passage. Cove lighting in the ceiling, along with the Estadio wall sconces, creates a soft, indirect lit ambiance, while the LOLA spotlights create a bit of extra light on the door (in case of fumbling through a handbag for your card key).

The Alfi Wall lamp accents (and creates decorative touches) to light up the room numbers. Finally, the emergency routes are clearly marked with light-up LED signage.

## FF&E



Dark walnuts were chosen for this project to reflect the woods of the era. A chevron patterned floor (WD7) was chosen rather than the usual plank flooring to bring some additional luxury to the wood flooring throughout. A carpet runner (A custom colour CD502 by Signature Park- CP1) was chosen in a geometric pattern that mirrors the meandering of the hallway layouts. These carpet tiles are also easy to replace if damaged and are a good choice for a well-traveled hallway. The Alford Wallpaper by Etoffe brought us back to the early 20th Century and the dark background creates a cozy mood.

## East Elevation



## West Elevation



The finishes for the walls deploys a Victorian wainscoting technique, but it's also practical. There may be lots of scuffs and bumps into these walls as guests pull luggage at various hours of the day. The black-stained oak paneling will protect the lovely floral patterned Alford Wallpaper by Etoffe.




# DESIGN CONCEPT: GUEST ROOM


There will be several room themes throughout the Melville, but this Standard King room we designed to pay homage to the Sir Adam Beck Niagara Generating Station, built in the early 20th Century and celebrated in the 1920's as one of the most productive hydroelectric producers in North America.

With the theme rooms, it's important that the theme is elegantly presented...with a purpose. The main colours for the room were chosen to represent the materials of industry: copper, bronze, iron, concrete, and steel. However, we didn't want the room to look industrial, so the tones are softer and homier. The custom designed millwork that runs along the east wall uses walnut, cane, Emparador dark gold/brown marble, and brass and the wall behind it is covered in a gold geometric print that reminded us of copper piping. This "piping" shape is continued in the chaine homme tiles in the bathroom.

Several images, including a mural done in an Art Deco poster style, tells the story of the generating station throughout the room.



## FF&E



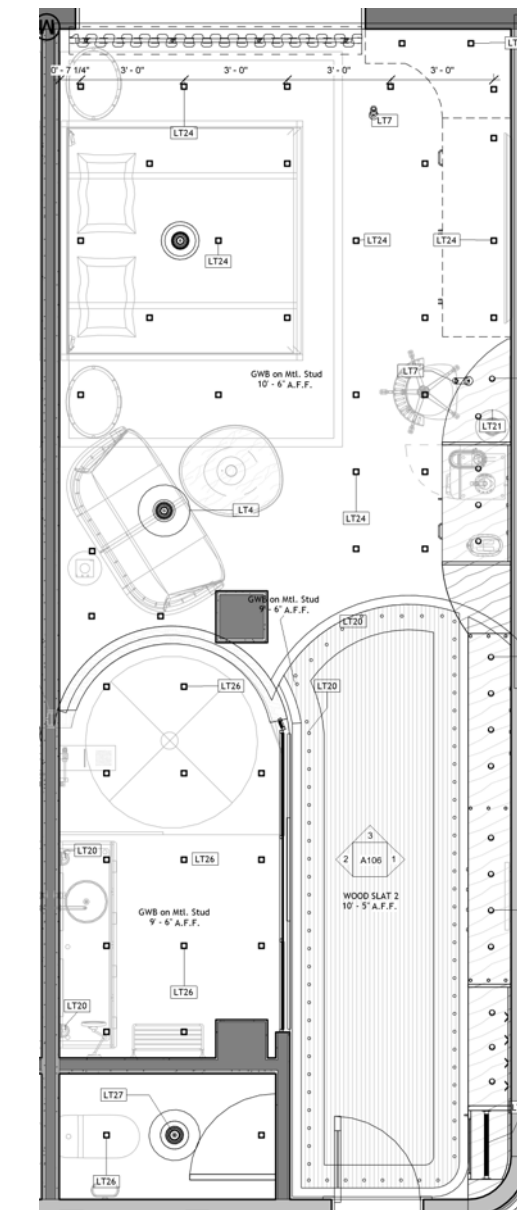
## Floor Plans



Here, you can see the layout of the room. The shower is enclosed from the room with a lower tiled half-wall and an upper glass block wall in a curved shape, much like a hydroelectric turbine engine. The floor tiles in the bathroom are a white slip-free with gold sparks connecting them, while the aforementioned chaine homme tiles in Haystack yellow line the shower walls and sink backsplash.

There is an area rug under the bed in a tobacco orange finish (with an oscillating texture pattern - much like AC/DC!), but, otherwise, the floors are in the chevron walnut pattern. The hardwood floors makes it easier to be dog-friendly, which is important to young travelers today.

## RCP



There are many layers of lights in this room for any guest need.

Once again, cove lighting is used, but only in the hallway from the door to the sleeping area. The cove lighting and the undercabinet lighting built into the millwork provide enough light for door tasks. There is also an LED closet rod that illuminates the closet.

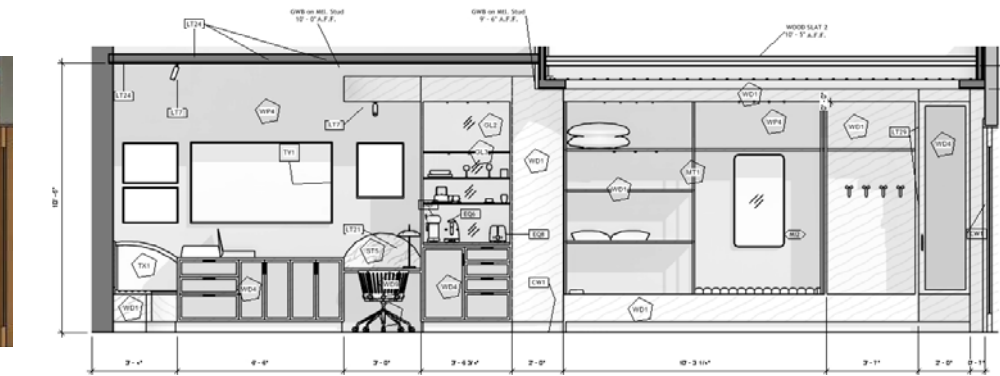
In the bathroom and main living area, tiny, but powerful downlights create a general ambiance, proving more light where needed (and controlled in zones).

For task lighting, there is a vanity sconce and light-up shaving mirror in the bathroom. In the toilet room, there is a fun pendant lamp to add a bit of glamour to the deed.

There are several LOLA spots for tasks built into the millwork and a floor lamp for reading in the sitting area. There are two headboard lamps built-into the headboard that turn on and off automatically.

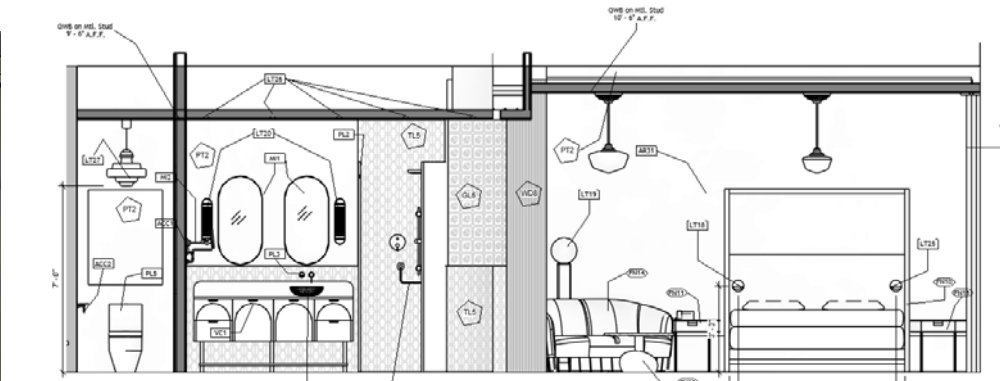
An additional pendant hangs over the canopy bed for decorative drama.

## East Elevation



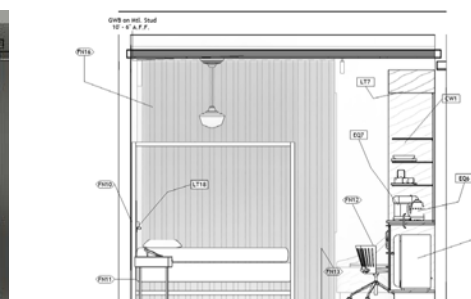
The East Elevation shows the custom-designed millwork in it's full length. Starting at the door with a small coat closet, then hangers and a place to set a suitcase. The next bunk has a soft seat cushion bench for sitting to tie shoes and a mirror (there is under cabinet lighting). There are shelves for extra pillows, blankets, towels and anything else the guest needs. When the unit expands into the room, there is a mini bar with SMEG mini appliances and drawers with tea and snacks. Then comes a built in desk with a lamp, the entertainment unit with drawers and shelves, and, finally, a little banquette for doing extra work or eating your in-room service (you can pull up the table from the seating area).

## West Elevation



The West Elevation is a jogged line to reveal the bathroom interior. Here, you can see the height of the decorative pendant in the toilet stall. There is a custom-designed vanity with lots of counter space and storage (and an artist sink), two mirrors, an LED shaving mirror, and a large walk-in shower (6' diameter) with a rain shower head. You can see the half wall and glass block, allowing more light into the bathroom, but creating some privacy just in case the guest is shy. In the living area, you see the full-wall custom mural. The table invokes quarry stones, the shape of the small sofa is very Art Deco, and the canopy bed brings a grandeur.

## North Elevation





# 3D Renderings



3D rendering from the perspective of entering the main part of the room (standing in the hallway).



3D rendering from the perspective of propped up on the right side of the bed, watching the television.




















3D rendering from the perspective of lying on the left side of the bed.


















3D Rendering of the bathroom, looking into the shower.



# SHEETS, SCHEDULES, REFERENCES

GENERAL LIGHTING FIXTURE SCHEDULE									
TAG	IMG	TYPE	LAYER	NAME	FIXTURE DETAILS	LAMP DETAILS	MFR	#	
LT1		CEILING / FLUSHMOUNT	SAFETY	45V SERIES EDGE-LIT LED EXIT SIGN	Single face, green lettering, mirrored background.	Built-in LED, 3.5W. Connected to fire alarm system (will flash in emergency).	Chloride	2	
LT3		WALL / FOOT	ACCENT	INSERT+ 1 MARINE	Die cast polished brass ring with vibratory finishing.	3500K, 262 lm, 7W.	Performance IN Lighting	26	
LT4		CEILING / PENDANT	DECORATIVE	SCHOOLHOUSE PENDANT	18" DIAMETER - IN NON-FERROUS BRASS.	1850 lm, 20W, 90+ CRI	OCL	5	
LT5		CEILING / PENDANT	DECORATIVE	SCHOOLHOUSE PENDANT	14" DIAMETER - IN NON-FERROUS BRASS.	1850 lm, 20W, 90+ CRI	OCL	27	
LT6		CEILING / PENDANT	TASK	NAMI SUSPENSION LAMP	Brass and glass glass.	board LED 4x14W 2700 K - 2400x2 lm - CRI>80	KDLN	2	
LT7		CEILING / SPOTLIGHT	TASK	LOLA DIRECTIONAL SPOTLIGHT	Mat black finish.	Built-in LED, 9W, 108 lm, 300K, 90 CRI, 24 degree beam angle. Adjustable and dimmable.	PANZERI	35	
LT8		WALL / SCONCE	AMBIENT	SHAPER 673 SERIES LUMINOUS HALF CYLINDER WALL MOUNT 37"	Bronze metallic finish with two vertical trim bars.	Built-in LED, 29W, 3000 lm, CRI: 83+, 4000K. Dimmable.	Cooper Lighting	10	
LT9		WALL / SCONCE	AMBIENT	SHAPER 673 SERIES LUMINOUS HALF CYLINDER WALL MOUNT 25"	Bronze metallic finish with two vertical trim bars.	Built-in LED, 20W, 2000 lm, 83+ CRI, 4000K. Dimmable.	Cooper Lighting	57	
LT10		CEILING / COVE	AMBIENT	G2 LINEAR ACCENT LUMINAIRE.	White housing, 2"W x 12" L x 2.5" H	LED, 11.5W/ft, 700 lm, Wide Flood beam.	Lutron Electronics Co., Inc	20	
LT11		WALL / SCONCE	ACCENT	ALFI LED METAL AND GLASS WALL LAMP	Brass mat metal wall light with glass shade and a cap at 45 degrees. Special order.	Built-in LED, 3W, 2700K, 90 CRI, 300 lm.	Estiluz	7	
LT12		WALL / SCONCE	AMBIENT	ESTADIO BY MIGUEL MILA	Tonulized black metal structure with white matte reflector.	LED bulb: 12W / E26	Santa & Cole	26	
LT13		CEILING / CHANDELIER	DECORATIVE	HOPE CHANDELIER by Francisco Gomez Paz and Paolo Rizzato	D66/105 - 79" Diameter. Transparent polycarbonate prismatic lenses structure.	5x150 W - A-21 Medium Base, 5x150W T-10 halogen/frosted medium base, 5x23W CFEL medium base.	Luceplan S.r.l.	3	
LT14		CEILING / CHANDELIER	DECORATIVE	HOPE CHANDELIER by Francisco Gomez Paz and Paolo Rizzato	D66/42 - 43" Diameter. Transparent polycarbonate prismatic lenses structure.	3x15-W A-21 Medium Base, 3x150W T-10 halogen/frosted medium base, 3x23W CFL medium base.	Luceplan S.r.l.	1	
LT15		CEILING / RECESSED	TASK	LD1MRT/LA1MRT LED 1" MULTI-CELL DOWNLIGHT	Comes in 5, 10, 15 cell strips. Black metal casing.	200 lumens per cell, 90 CRI. Dimmable. 3500K.	Cooper Lighting	2	
LT16		TABLE LAMP	TASK	LANNA TABLE LAMP	Polished + acid etched glass and brass.	1X20W max - E27 (E26)	KDLN	2	
LT17		WALL / VANITY	TASK	BAJA ROCA WALL LAMP	Colour: Greige	Built-in LED, 14W.	Roca	38	
LT18		WALL / SPOTLIGHT	TASK	LEDTUBE R HEADBOARD LAMP	Bronze finish. Light turns on automatically when the tube is opened.	Built-in LED SMD, 700mA, 2.1W, 2700K, CRI 80, 226.5 lm.	MARSET	2	

GENERAL LIGHTING FIXTURE SCHEDULE									
TAG	IMG	TYPE	LAYER	NAME	FIXTURE DETAILS	LAMP DETAILS	MFR	#	
LT19		FLOOR LAMP	TASK	LIBRERIA FLOOR LAMP (by Folkform)	Powder coated steel frame in mat black. Opaque glass globe.	LED matte E27 2700K 470lm CRI>80	Örjö Belysning	3	
LT20		WALL / VANITY	TASK	TERRET VANITY LIGHT	2GL Brushed Moderne Brass and frosted glass.	Requires 2 bulbs with E12 base. Suitable for damp locations.	KOHLER Co.	2	
LT21		TABLE LAMP	TASK	MAYFAIR 5507 Designed by Diego Fortunato	20 Gold finish. Bolt-down feature.	Built-in LED, 2700K, 12.6W, 1840lm, 90 CRI, Optical Sensor	Vibia	4	
LT22		CEILING / PENDANT	DECORATIVE	PH SEPTIMA CEILING PENDANT	Clear glass with sandblasted fields. Satin polished brass, untreated.	1x28W E27	Louis Poulsen Lighting	1	
LT23		WALL / VANITY	TASK	ARMANI ROCA WALL LAMP	Greige metal. Model no. 1813084.		Roca	6	
LT24		CEILING / RECESSED	AMBIENT	AERA 2 DOWNLIGHT	Square frameless fixed recessed light 90 DEGREE	Built-in LED, 7W, 705 lm, 95 CRI, Dimmable.	Lumenwerx	30	
LT25		WALL / SPOTLIGHT	TASK	LEDTUBE R HEADBOARD LAMP	Bronze finish. Light turns on automatically when the tube is opened.	Built-in LED SMD, 700mA, 2.1W, 2700K, CRI 80, 226.5 lm.	MARSET	2	
LT26		CEILING / RECESSED	AMBIENT	AERA 2 DOWNLIGHT	Square frameless fixed recessed light 90 DEGREE	Built-in LED, 7W, 705 lm, 95 CRI, Dimmable.	Lumenwerx	128	
LT27		CEILING / PENDANT	DECORATIVE	ART PENDANT designed by Hugo Tejada	Plated Gold Metal, Transparent Glass, Black Textile Wire	E27 MAX 1X40W - 50/60 CLASS I	KAISHI LIGHTING	1	
LT28		UNDER CABINET / WALL WASH	ACCENT	AERA 2 ROUND WALLWASH	Round frameless. Fixed. Wall wash. Millwork compatible.	Built-in LED 7W, 414 lm, 95 CRI.	Lumenwerx	16	
LT29		UNDER CABINET / CLOSET ROD	ACCENT	IO LED CLOSET ROD 1.5	24" wall mounted, aluminum housing.	Built-in LED 3.81 w/ft, 2700K, 284 lms/ft.	Cooper Lighting Solutions	2	
LT30		CEILING / COVE	AMBIENT	LUMINARIS LED LINEAR LIGHTING, IVALO	Standard Lutron® UL® Listed Hi-lume® A-Series LED Driver delivers continuous, flicker-free dimming from 100% down to 1% of measured light output.	90+ CRI, UL AND CUL LISTED, 5W/FT	SOLAR A/S	1	
LT32		WALL / PICTURE LIGHT	ACCENT	MAGRITTE-1 LED OLD GOLD PICTURE WALL LIGHT	ALUMINUM IN IN OLD GOLD, 12"	LED 6V 3000K 380lm CRI>80, driver included	FARO Barcelona	17	
LT33		WALL / PICTURE LIGHT	ACCENT	MAGRITTE-3 LED OLD GOLD PICTURE WALL LIGHT	ALUMINUM IN OLD GOLD, 24"	LED 12W 3000K 750lm CRI>80, driver included	FARO Barcelona	13	
LT34		CEILING / RECESSED	AMBIENT	FRESH GOLD DOWNLIGHT GU10 IP44	MATT GOLD FINISH	The light source is a bulb GU10 max 50W not included	FARO Barcelona	197	

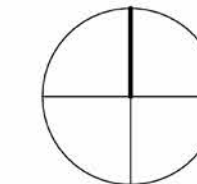


YORKVILLE  
UNIVERSITY

BACHELOR OF INTERIOR DESIGN

NOTES:

PROJECT NORTH:



PROJECT NAME:

DIDS315 - THE MELVILLE

DRAWING NAME:

OVERVIEW LIGHTING FIXTURES - SCHEDULE

DATE: 2023-12-21 2:40:24 PM

SCALE:

DRAWN: TARA HUNT

CHECKED: Checker

DRAWING NUMBER:

A100



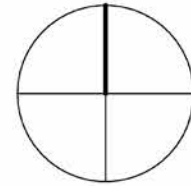


**YORKVILLE**  
UNIVERSITY

**BACHELOR OF INTERIOR DESIGN**

**NOTES:**

**PROJECT NORTH:**



**PROJECT NAME:**

DIDS315 - THE MELVILLE

**DRAWING NAME:**

STANDARD KING ROOM  
RENDERING

**DATE:** 2023-12-21 2:40:44 PM

**SCALE:**

**DRAWN:** Author

**CHECKED:** Checker

**DRAWING NUMBER:**

**A102**

STANDARD KING ROOM LIGHTING FIXTURE SCHEDULE							
TAG	IMG	PLANE/TYPE	FIXTURE NAME	FIXTURE DETAILS	LAMP DETAILS	MFR	#
LT4		CEILING / PENDANT	SCHOOLHOUSE PENDANT	18" DIAMETER - IN NON-FERROUS BRASS.	1850 lm, 20W, 90+ CRI	OCL	1
LT5		CEILING / PENDANT	SCHOOLHOUSE PENDANT	14" DIAMETER - IN NON-FERROUS BRASS.	1850 lm, 20W, 90+ CRI	OCL	1
LT7		CEILING / SPOTLIGHT	LOLA DIRECTIONAL SPOTLIGHT	Mat black finish.	Built-in LED, 9W, 108 lm, 300K, 90 CRI, 24 degree beam angle. Adjustable and dimmable.	PANZERI	2
LT18		WALL / SPOTLIGHT	LEDTUBE R HEADBOARD LAMP	Bronze finish. Light turns on automatically when the tube is opened.	Built-in LED SMD, 700mA, 2.1W, 2700K, CRI 80, 226.5 lm.	MARSET	1
LT19		FLOOR LAMP	LIBRERIA FLOOR LAMP (by Folkform)	Powder coated steel frame in mat black. Opaque glass globe.	LED matle E27 2700K 470lm CRI>80	Örsjö Belysning	1
LT20		WALL / VANITY	TERRET VANITY LIGHT	2GL Brushed Moderne Brass and frosted glass.	Requires 2 bulbs with E12 base. Suitable for damp locations.	KOHLER Co.	2
LT21		TABLE LAMP	MAYFAIR 5507 Designed by Diego Fortunato	20 Gold finish. Bolt-down feature.	Built-in LED, 2700K, 12.6W, 1840lm, 90 CRI, Optical Sensor	Vibia	1
LT24		CEILING / RECESSED	AERA 2 DOWNLIGHT	Square frameless fixed recessed light 90 DEGREE	Built-in LED, 7W, 705 lm, 95 CRI, Dimmable.	Lumenwerx	30
LT25		WALL / SPOTLIGHT	LEDTUBE R HEADBOARD LAMP	Bronze finish. Light turns on automatically when the tube is opened.	Built-in LED SMD, 700mA, 2.1W, 2700K, CRI 80, 226.5 lm.	MARSET	1
LT26		CEILING / RECESSED	AERA 2 DOWNLIGHT	Square frameless fixed recessed light 90 DEGREE	Built-in LED, 7W, 705 lm, 95 CRI, Dimmable.	Lumenwerx	15
LT27		CEILING / PENDANT	ART PENDANT designed by Hugo Tejada	Plated Gold Metal, Transparent Glass, Black Textile Wire	E27 MAX 1X40W - 50/60 CLASS I	KAISHI LIGHTING	1
LT28		UNDER CABINET / WALL WASH	AERA 2 ROUND WALLWASH	Round frameless. Fixed. Wall wash. Milwork compatible.	Built-in LED 7W, 414 lm, 95 CRI.	Lumenwerx	16
LT29		UNDER CABINET / CLOSET ROD	IO LED CLOSET ROD 1.5	24" wall mounted, aluminum housing.	Built-in LED 3.81 wft, 2700K, 284 lms/ft.	Cooper Lighting Solutions	2

LIGHTING LEGEND - GUEST ROOM	
	LT7 - LOLA DIRECTIONAL SPOTLIGHT
	LT10 - G2 LINEAR COVE LIGHT
	LT18/LT25 - LEDTUBE R HEADBOARD LAMP
	LT19 - LIBRERIA FLOOR LAMP
	LT20 - TERRET VANITY LIGHT
	LT21 - MAYFAIR TABLE LAMP
	LT24/LT26 - AERA 2 DOWNLIGHT
	LT27 - ART PENDANT LIGHT
	LT28 - AERA 2 ROUND WALLWASH (CABINET LIGHTING)
	LT29 - IO LED CLOSET ROD

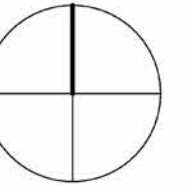


**YORKVILLE**  
UNIVERSITY

**BACHELOR OF INTERIOR DESIGN**

**NOTES:**

**PROJECT NORTH:**



**PROJECT NAME:**

DIDS315 - THE MELVILLE

**DRAWING NAME:**

STANDARD ROOM LIGHTING  
LEGEND + SCHEDULE

**DATE:** 2023-12-21 2:41:02 PM

**SCALE:** 1/4" = 1'-0"

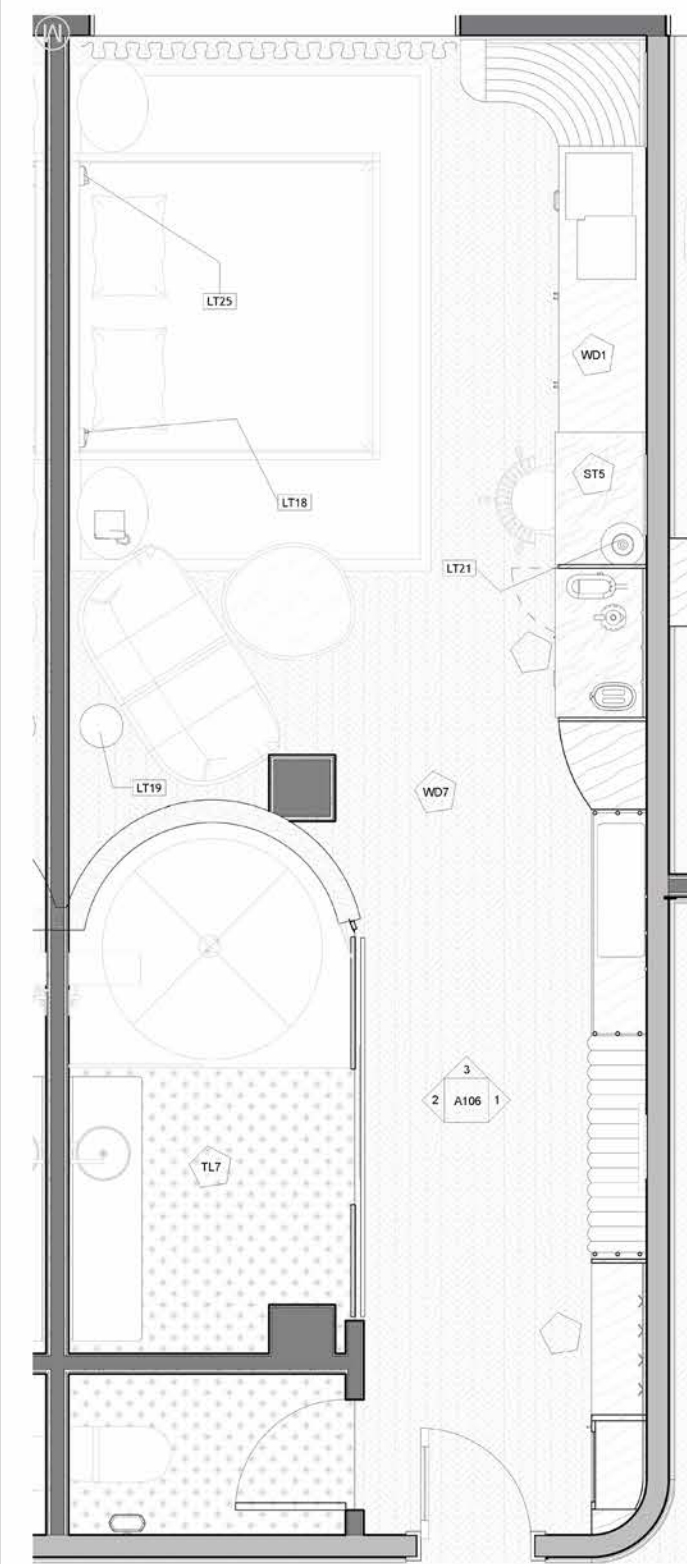
**DRAWN:** TARA HUNT

**CHECKED:** Checker

**DRAWING NUMBER:**

**A103**

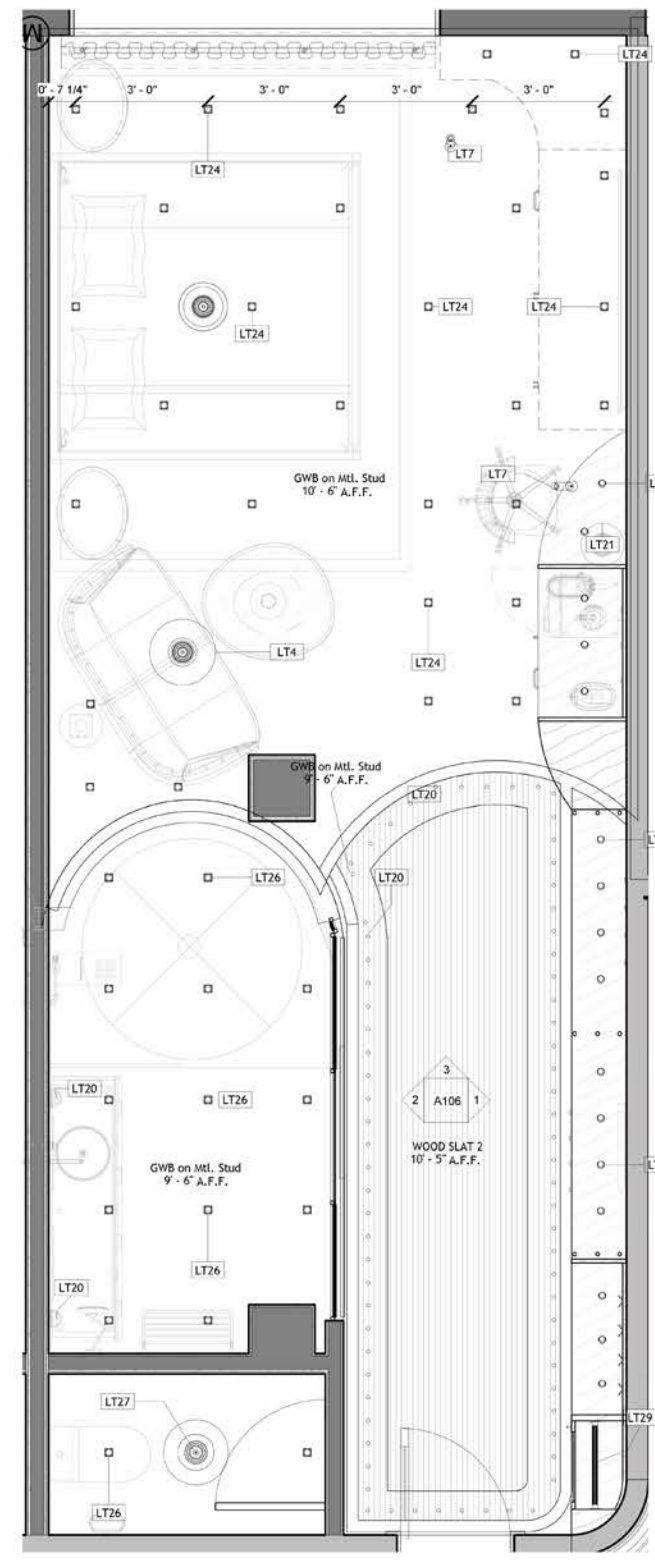




1 STANDARD KING SUITE LAYOUT  
1/2" = 1'-0"



3 STANDARD KING SUITE LAYOUT  
COLOUR  
1/2" = 1'-0"



2 STANDARD KING RCP  
1/2" = 1'-0"

**LIGHTING LEGEND - GUEST ROOM**

LT7 - LOLA DIRECTIONAL SPOTLIGHT	LT21 - MAYFAIR TABLE LAMP
LT10 - G2 LINEAR COVE LIGHT	LT24LT26 - AERA 2 DOWNLIGHT
LT18LT25 - LEDTUBER HEADBOARD LAMP	LT27 - ART PENDANT LIGHT
LT19 - LIBRERIA FLOOR LAMP	LT28 - AERA 2 ROUND WALLWASH (CABINET LIGHTING)
LT20 - TERRRET VANITY LIGHT	LT29 - JO LED CLOSET ROD

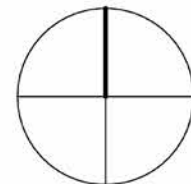


**YORKVILLE**  
UNIVERSITY

**BACHELOR OF INTERIOR DESIGN**

**NOTES:**

**PROJECT NORTH:**



**PROJECT NAME:**

DIDS315 - THE MELVILLE

**DRAWING NAME:**

STANDARD ROOM FLOORPLAN + RCP

**DATE:** 2023-12-21 2:41:56 PM

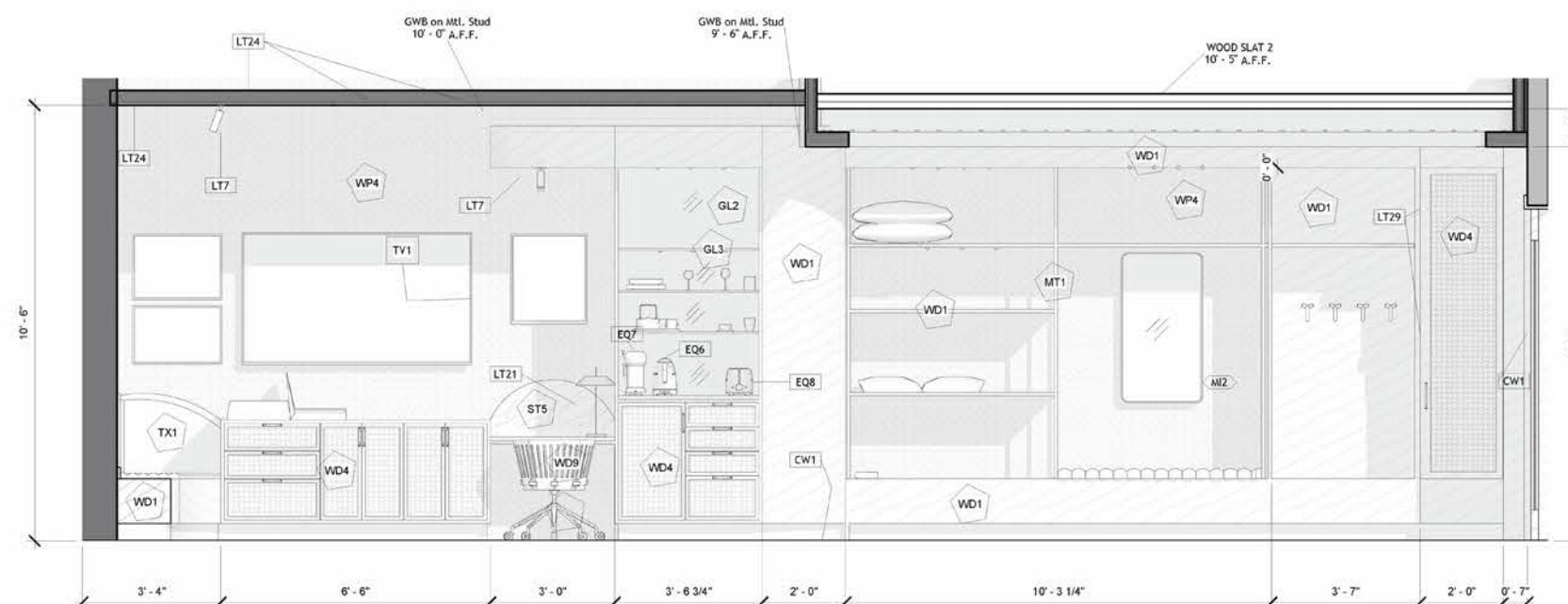
**SCALE:** As indicated

**DRAWN:** TARA HUNT

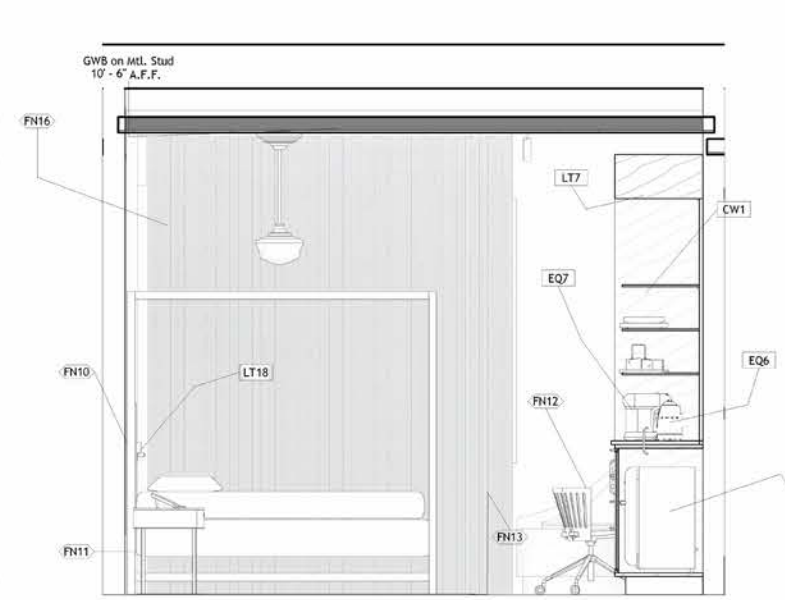
**CHECKED:** Checker

**DRAWING NUMBER:**

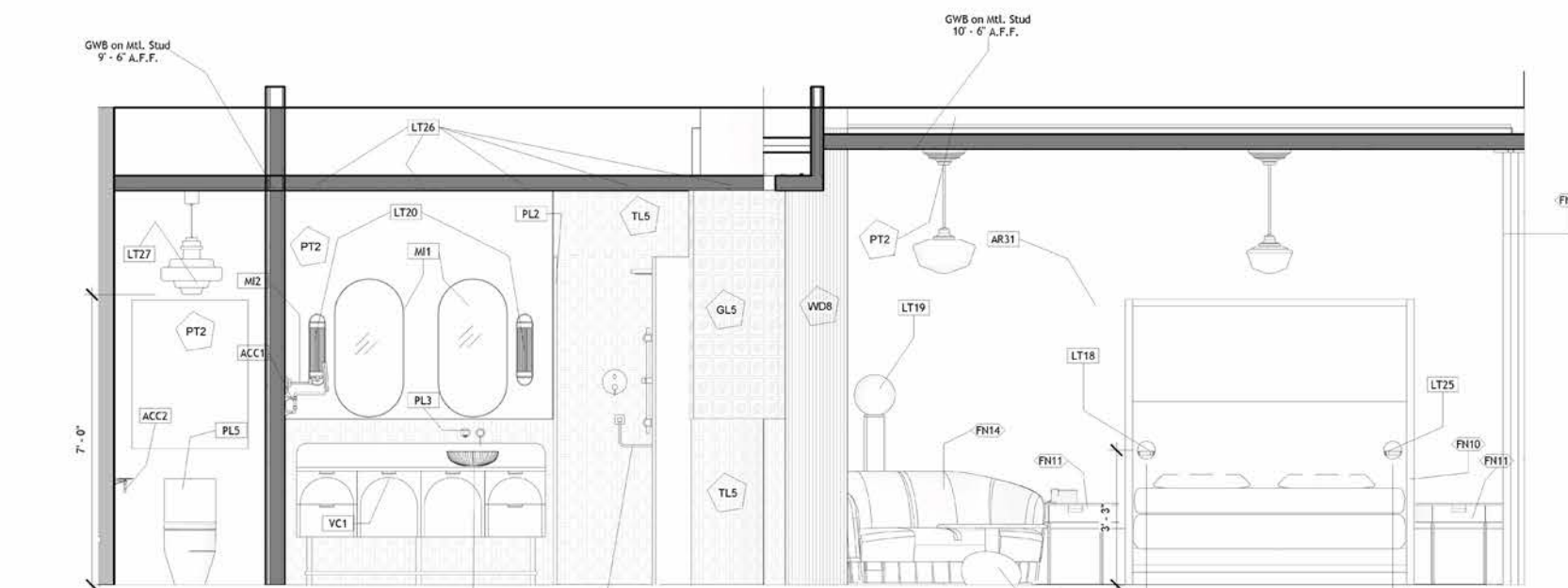
**A104**



1 STANDARD KING EAST ELEVATION  
1/2" = 1'-0"



3 STANDARD KING NORTH ELEVATION  
1/2" = 1'-0"



2 STANDARD KING WEST ELEVATION  
1/2" = 1'-0"

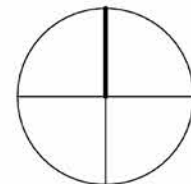


**YORKVILLE**  
UNIVERSITY

**BACHELOR OF INTERIOR DESIGN**

**NOTES:**

**PROJECT NORTH:**



**PROJECT NAME:**

DIDS315 - THE MELVILLE

**DRAWING NAME:**

STANDARD ROOM ELEVATIONS - WITH TAGS

**DATE:** 2023-12-21 2:42:37 PM

**SCALE:** 1/2" = 1'-0"

**DRAWN:** TARA HUNT

**CHECKED:** Checker

**DRAWING NUMBER:**

**A105**





1 STANDARD KING EAST ELEVATION  
COLOUR  
1/2" = 1'-0"



3 STANDARD KING NORTH ELEVATION  
COLOUR  
1/2" = 1'-0"



2 STANDARD KING WEST ELEVATION  
COLOUR  
1/2" = 1'-0"

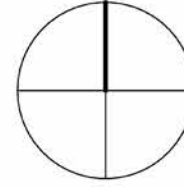


**YORKVILLE**  
UNIVERSITY

**BACHELOR OF INTERIOR DESIGN**

**NOTES:**

**PROJECT NORTH:**



**PROJECT NAME:**

DIDS315 - THE MELVILLE

**DRAWING NAME:**

STANDARD ROOM ELEVATIONS - IN  
COLOUR

**DATE:** 2023-12-21 2:44:14 PM  
**SCALE:** 1/2" = 1'-0"  
**DRAWN:** TARA HUNT  
**CHECKED:** Checker

**DRAWING NUMBER:**

**A106**

STANDARD KING FINISHES					
TAG	IMG	NAME	APP.	DESC.	MFR
WP4		THE LAWNMOWER WALLPAPER IN BRONZE SHIMMER	WALL	012009-28-10 Bronze Shimmer: 100% Poly-Vinyl, Non-woven, Class A ASTM E84 Fire Rated.	AINO
WD14		NOGAL 003 OAK	FURNITURE FINISH	Dark grey brown oak finish	SANCAL
WD13		WALNUT WOOD SLATS (HORIZONTAL)	CEILING	1x2 wood slats in dark walnut finish	CUSTOM
WD11		BRUSHED BLACK OAK - 0381N	FURNITURE FINISH	Wood grain finish in brushed black matte.	MAXALTO
WD9		OAK 377	FURNITURE FINISH	Dark greyish oak	ANDREU WORLD
WD7		DEVONSHIRE HANDMADE BLACK WALNUT IN CHEVRON PATTERN	FLOOR	Chevron in 5"x30" Transitional pattern. Declare label. Red-list free. Certified sustainable sourced wood.	CRAFT FLOOR
WD5		FLUTED TAMBOUR WOOD EFFECT WALL PANEL IN WALNUT	CASEWORK	Panels cut to fit.	THE WOOD VENEER HUB
WD4		CANE RATTAN	CASEWORK	Sheet cane - 3/8" Superfine open	LEVAIR'S CANING SUPPLIES
WD1		HIGH PERFORMANCE LAMINATE IN G18	CASEWORK / MILLWORK	HPL G18 - Caramello in dolomite finish.	UNIBOARD
TX5		CHARMED IN MIST	DRAPERY	09201421 - Mist - flame certificate.	MOMENTUM TEXTILES
TX3		TEXTIL 132-3888	UPHOLSTERY / SOFA	100% PES, flame resistant, lightfast, pilling resistant.	SANCAL

STANDARD KING FINISHES					
TAG	IMG	NAME	APP.	DESC.	MFR
TX2		LESINA 153 BY B&B ITALIA	UPHOLSTERY / BED	58% VISCOSE - 42% POLYESTER - DARK GREY 11	MAXALTO
TX1		JACQUARD 4 SPECIAL BY P.U. IN 2348	SEATING	Mustard yellow textured polyester. Fire resistant. Abrasion resistant. Light fast. OEKO-TEX certified.	ANDREU WORLD
TL7		NEW RAVENNA ORION IN WHITE AND GOLD	FLOOR	Gold stars on a textured white tile. Slip free.	NEW RAVENNA
TL5		CHAINE HOMME IN HAYSTACK	WALL / BACKSPLASH	A warm yellow glaze ranging from light blonde to antique gold. Glossy finish with a shiny, semi-reflective sheen.	FIRECLAY TILE
ST5		EMPARADOR DARK GOLD MARBLE	CASEWORK COUNTERS	1" Thick. Gold, browns, and orange veining.	STONE CONTACT
PT3		CSP-195 PORCINI IN MATTE	WALL	A tribute to the delicious Italian mushroom.	BENJAMIN MOORE
PT2		1491 - AEGEAN OLIVE IN MATTE	WALL	An earthy green warmed by rich brown undertones.	BENJAMIN MOORE
MT12		MODERNE BRUSHED GOLD	HARDWARE FINISH	KOHLER-Metal-BGL-Moderne_Brushed_Gold	KOHLER Co.
MT11		VIBRANT BRUSHED MODERNE BRASS	HARDWARE FINISH	Kohler-Metal-2MB-Vibrant_Brushed_Moderne_Brass	KOHLER Co.
MT10		BRUSHED MODERNE BRASS	LUMINAIRE FINISH	KOHLER-Metal-2GL-Brushed_Modern_Brass	KOHLER Co.

STANDARD KING FINISHES					
TAG	IMG	NAME	APP.	DESC.	MFR
MT7		AMBER POWDERCOAT FINISH	FURNITURE FINISH	Terracotta brown powdercoat finish	MAXALTO
MT6		RAL 2021 BLACK GREY	HARDWARE FINISH	Steel, paint finish, dark gray, glossy	CUSTOM
MT4		BRUSHED GOLD	FIXTURE FINISH	Gold coloured plating	FONTANA SHOWERS
MT2		RAL 9005 BLACK POWDERCOAT	HARDWARE FINISH	Black metal powdercoat	Karl Andersson & Söner
MT1		DECORATIVE METAL LAMINATE - BRUSHED BRASS 6254	CASEWORK	HPL with anodized aluminum coating in brushed brass tone. Protective coating.	RICHELIEU
LM1		TOPE GREY 381 STONACRIL	FURNITURE FINISH	Stonacril is a non-porous solid surface that is easy to maintain. It is created by mixing a polyester resin with fine natural mineral particles. Its seamless surface is devoid of pores which help to prevent the development of mould.	SANCAL
GL6		TRANSLUCENT SANDALWOOD	FIXTURE FINISH	Kohler-Glass-TG7-Translucent_Sandalwood	KOHLER Co.
GL5		CLEAR GLASS BLOCK - 6x6	WALL	Hollow glass block	BROCK WHITE
GL4		FLUTED ARCHITECTURAL GLASS	WALL / DOOR	Tempered door glass with fluting.	NATHAN ALLAN GLASS STUDIO
GL0		BRONZE-GLAZED GLASS	CASEWORK	Tempered glass for shelving in bronze tint.	VITRO ARCHITECTURAL GLASS
CP2		SIGLUM AREA RUG	FLOOR	TSM2 Floor carpet in Tobacco Colour - 0093T	MAXALTO

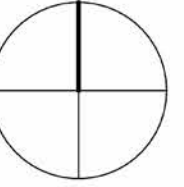


**YORKVILLE**  
UNIVERSITY

**BACHELOR OF INTERIOR DESIGN**

**NOTES:**

**PROJECT NORTH:**



**PROJECT NAME:**

DIDS315 - THE MELVILLE

**DRAWING NAME:**



STANDARD ROOM FINISHES

**DATE:** 2023-12-21 2:44:33 PM  
**SCALE:**  
**DRAWN:** Author  
**CHECKED:** Checker

**DRAWING NUMBER:**

**A107**





REPRODUCED IMAGES OF HISTORICAL EVENTS AROUND THE THEME OF THE ROOM. THIS PARTICULAR ROOM REFLECTS THE HYDROELECTRIC THEME. IN THE 1920'S, MANY BUILDINGS WERE ERRECTED IN THE ART DECO/STREAM MODERNE STYLE FOR POWER COMPANIES. MANY OF THESE BUILDINGS HAD INCREDIBLE BAS-RELIEF IMAGES OF POWER-WIELDING GODS. THERE ARE MODERN INTERPRETATIONS OF THESE SCULPTURES AS WELL AS HISTORIC PHOTOGRAPHS. A MURAL DONE IN A MODERNIZED ART DECO POSTER STYLE COVERS THE MAIN WALL BEHIND THE HEADBOARD.

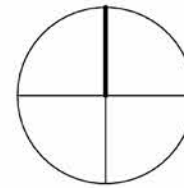


**YORKVILLE**  
UNIVERSITY

**BACHELOR OF INTERIOR DESIGN**

**NOTES:**

**PROJECT NORTH:**



**PROJECT NAME:**

DIDS315 - THE MELVILLE

**DRAWING NAME:**

STANDARD ROOM CUSTOM ART

**DATE:** 2023-12-21 2:44:54 PM

**SCALE:**

**DRAWN:** Author

**CHECKED:** Checker

**DRAWING NUMBER:**

**A108**

STANDARD KING PLUMBING FIXTURE SCHEDULE				
TAG	IMG	NAME	DESC	MFR
PL2 PL3		SHOWER STALL ESSENCE NEW WALL BATH MIXER TAP IN BRUSHED COOL SUNRISE	Custom built shape and glass - curbless Gold finish (Brushed cool sunrise). One-handed operation	CUSTOM GROHE
PL4		SALUTE ARTIST SINK IN TRANSLUCENT SANDALWOOD	Glass Lavatory	Kohler Co.
PL5		CLOSE-COUPLED WC IN GLOSSY WHITE	Retro-inspired design with dual flush and increased bacterial resistance.	Armani Roca
PL6		BRAVAT THERMOSTAT BRUSHED GOLD WATERFALL AND RAINFALL SHOWER SET	Comes with handheld shower and rainfall shower, plus simple mixer.	FONTANA SHOWERS
PL8		GLASS BLOCK SHOWER WALL	Glass block shower wall	CUSTOM

STANDARD KING FURNITURE SCHEDULE						
TAG	IMG	NAME	FUNC.	DESC	MFR	#
STANDARD KING						
FN12		OLENA CHAIR - S1294	SEATING / TASK	Wood: Oak 377. Fabric seat pad: Jacquard 4 Special in 2346.	Andreu World	1
FN16		ESTRADA MOTORIZED TRACK DRAPERIES	ACCESSORY / DRAPERIES	Custom fabric blackout.	Bandalux	1
FN13		SIGLIM AREA RUG	ACCESSORY / RUG	Tobacco colour. TSM3 98 3/8" x 137 3/4".	Maxalto	1
FN11		AMPHORA by Antonio Citterio	TABLE / BEDSIDE	2425 solid wood in Brushed Black Oak. Frame colour: Amber painted metal.	Maxalto	2
FN10		ALCOVA '09 CANOPY BED	BED	Frame in Brushed Black Oak. Fabric padding in Lesina Grey 251. Thread colour: Beaver.	Maxalto	1
FN14		TONELLA SOFA	SEATING / SOFT	Upholstery in Textil 132-3885 (Mustard) and wire base in bronze finish.	Sancal	1
FN15		VESPER TABLE by Sebastian Herkner	TABLE / OCCASIONAL	Concrete base and emperador 403 Gold Marble top.	Sancal	1
MI2		BAIA METAL-FRAMED MIRROR	ACCESSORY / MIRROR	Greige finish.	Armani Roca	1

STANDARD KING SPECIALTY EQUIPMENT SCHEDULE			
TAG	IMG	NAME	MFR
ACC1		OCCASION TOWEL BAR	KOHLER Co.
ACC2		OCCASION TISSUE HOLDER	KOHLER Co.
EQ5		BLACK RETRO MINI FRIDGE	SMEG
EQ6		BLACK RETRO KETTLE	SMEG
EQ7		BLACK RETRO ESPRESSO MAKER	SMEG
EQ8		BLACK RETRO TOASTER	SMEG
MI1		ESSENTIAL K MIRROR	KOHLER Co.
MI1		ESSENTIAL K MIRROR	KOHLER Co.
MI2		UNIVERSAL SHAVING MIRROR WITH LED LIGHT	HANSGRÖHE

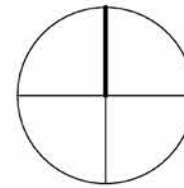


**YORKVILLE**  
UNIVERSITY

**BACHELOR OF INTERIOR DESIGN**

**NOTES:**

**PROJECT NORTH:**



**PROJECT NAME:**

DIDS315 - THE MELVILLE

**DRAWING NAME:**

STANDARD ROOM PLUMBING FIXTURES, FURNITURE & EQUIPMENT

**DATE:** 2023-12-21 2:45:12 PM

**SCALE:**

**DRAWN:** TARA HUNT









**CHECKED:** Checker

**DRAWING NUMBER:**

**A109**



STANDARD KING PLUMBING FIXTURE SCHEDULE				
TAG	IMG	NAME	DESC	MFR
PL2 PL3		SHOWER STALL ESSENCE NEW WALL BATH MIXER TAP IN BRUSHED COOL SUNRISE	Custom built shape and glass - curbless Gold finish (Brushed cool sunrise). One-handed operation	CUSTOM GROHE
PL4		SALUTE ARTIST SINK IN TRANSLUCENT SANDALWOOD	Glass Lavatory	Kohler Co.
PL5		CLOSE-COUPLED WC IN GLOSSY WHITE	Retro-inspired design with dual flush and increased bacterial resistance.	Armani Roca
PL6		BRAVAT THERMOSTAT BRUSHED GOLD WATERFALL AND RAINFALL SHOWER SET	Comes with handheld shower and rainfall shower, plus simple mixer.	FONTANA SHOWERS
PL8		GLASS BLOCK SHOWER WALL	Glass block shower wall	CUSTOM

STANDARD KING FURNITURE SCHEDULE						
TAG	IMG	NAME	FUNC.	DESC	MFR	#
STANDARD KING FN12		OLENA CHAIR - S1294	SEATING / TASK	Wood: Oak 377. Fabric seat pad: Jacquard 4 Special in 2346.	Andreu World	1
FN16		ESTRADA MOTORIZED TRACK DRAPERIES	ACCESSORY / DRAPERIES	Custom fabric blackout.	Bandalux	1
FN13		SIGLIM AREA RUG	ACCESSORY / RUG	Tobacco colour. TSM3 98 3/8" x 137 3/4".	Maxalto	1
FN11		AMPHORA by Antonio Citterio	TABLE / BEDSIDE	2425 solid wood in Brushed Black Oak. Frame colour: Amber painted metal.	Maxalto	2
FN10		ALCOVA '09 CANOPY BED	BED	Frame in Brushed Black Oak. Fabric padding in Lesina Grey 251. Thread colour: Beaver.	Maxalto	1
FN14		TONELLA SOFA	SEATING / SOFT	Upholstery in Textil 132-3885 (Mustard) and wire base in bronze finish.	Sancal	1
FN15		VESPER TABLE by Sebastian Herkner	TABLE / OCCASIONAL	Concrete base and emperador 403 Gold Marble top.	Sancal	1
MI2		BAIA METAL-FRAMED MIRROR	ACCESSORY / MIRROR	Greige finish.	Armani Roca	1

STANDARD KING SPECIALTY EQUIPMENT SCHEDULE			
TAG	IMG	NAME	MFR
ACC1		OCCASION TOWEL BAR	KOHLER Co.
ACC2		OCCASION TISSUE HOLDER	KOHLER Co.
EQ5		BLACK RETRO MINI FRIDGE	SMEG
EQ6		BLACK RETRO KETTLE	SMEG
EQ7		BLACK RETRO ESPRESSO MAKER	SMEG
EQ8		BLACK RETRO TOASTER	SMEG
MI1		ESSENTIAL K MIRROR	KOHLER Co.
MI1		ESSENTIAL K MIRROR	KOHLER Co.
MI2		UNIVERSAL SHAVING MIRROR WITH LED LIGHT	HANSGROHE

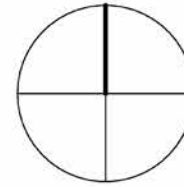


**YORKVILLE**  
UNIVERSITY

**BACHELOR OF INTERIOR DESIGN**

**NOTES:**

**PROJECT NORTH:**



**PROJECT NAME:**

DIDS315 - THE MELVILLE

**DRAWING NAME:**

STANDARD ROOM PLUMBING FIXTURES, FURNITURE & EQUIPMENT

**DATE:** 2023-12-21 2:45:12 PM

**SCALE:**

**DRAWN:** TARA HUNT

**CHECKED:** Checker

**DRAWING NUMBER:**

**A109**

CORRIDOR FIXTURE SCHEDULE							
TAG	IMG	PLANE/TYPE	FIXTURE NAME	FIXTURE DETAILS	LAMP DETAILS	MFR	#
LT1		CEILING / FLUSHMOUNT	45V SERIES EDGE-LIT LED EXIT SIGN	Single face, green lettering, mirrored background.	Built-in LED. 3.5W. Connected to fire alarm system (will flash in emergency).	Chloride	1
LT3		WALL / FOOT	INSERT+ 1 MARINE	Die cast polished brass ring with vibratory finishing.	3500K, 262 lm, 7W.	Performance IN Lighting	26
LT7		CEILING / SPOTLIGHT	LOLA DIRECTIONAL SPOTLIGHT	Mat black finish.	Built-in LED. 9W, 108 lm, 300K, 90 CRI, 24 degree beam angle. Adjustable and dimmable.	PANZERI	7
LT11		WALL / SCONCE	ALFI LED METAL AND GLASS WALL LAMP	Brass mat metal wall light with glass shade and a cap at 45 degrees. Special order.	Built-in LED. 3W, 2700K, 90 CRI, 300 lm.	Estiluz	7
LT12		WALL / SCONCE	ESTADIO BY MIGUEL MILA	Texturized black metal structure with white matte reflector.	LED bulb: 12W / E26	Santa & Cole	22
LT30		CEILING / COVE	LUMINARIS LED LINEAR LIGHTING, IVALO	Standard Lutron® UL® Listed Hi-lume® A-Series LED Driver delivers continuous, flicker-free dimming from 100% down to 1% of measured light output.	90+ CRI, UL AND CUL LISTED, 5W/FT	SOLAR A/S	1
LT34		CEILING / RECESSED	FRESH GOLD DOWNLIGHT GU10 IP44	MATT GOLD FINISH	The light source is a bulb GU10 max 50W not included	FARO Barcelona	22

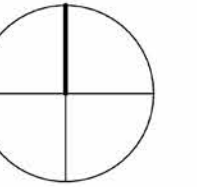


**YORKVILLE**  
UNIVERSITY

**BACHELOR OF INTERIOR DESIGN**

**NOTES:**

**PROJECT NORTH:**



**PROJECT NAME:**

DIDS315 - THE MELVILLE

**DRAWING NAME:**

CORRIDOR LIGHTING SCHEDULE

**DATE:** 2023-12-21 2:45:33 PM

**SCALE:**

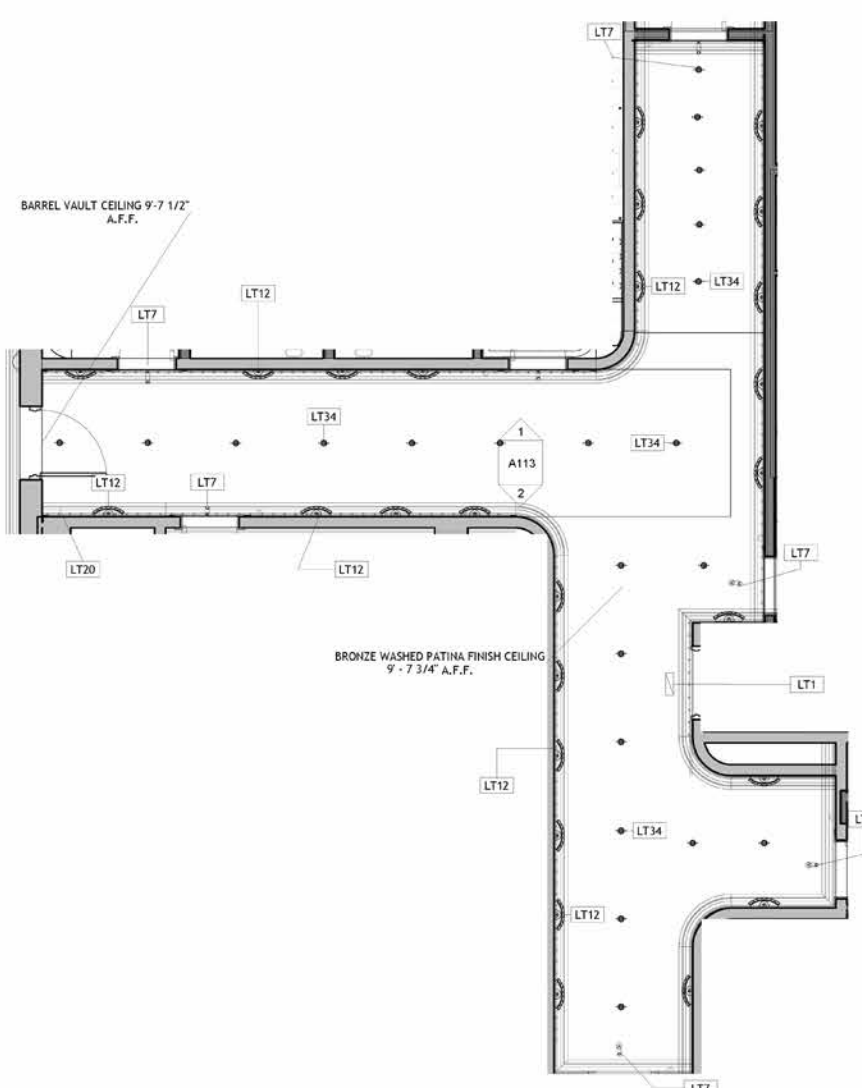
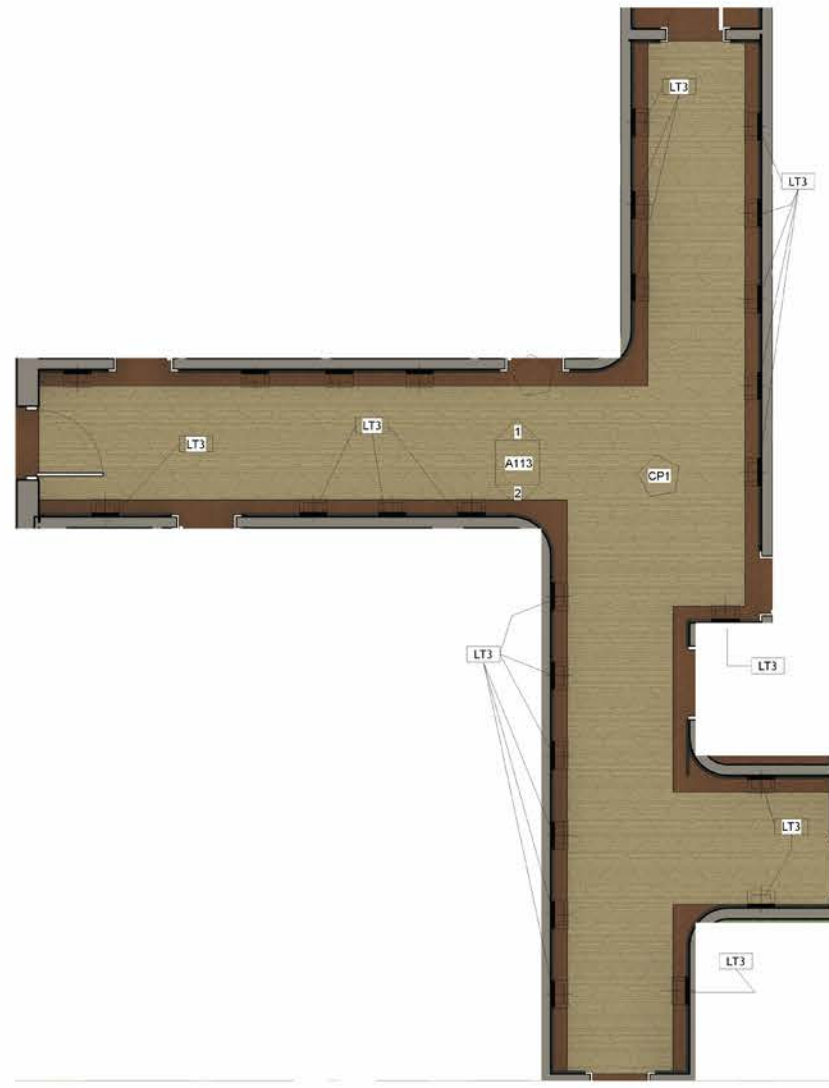
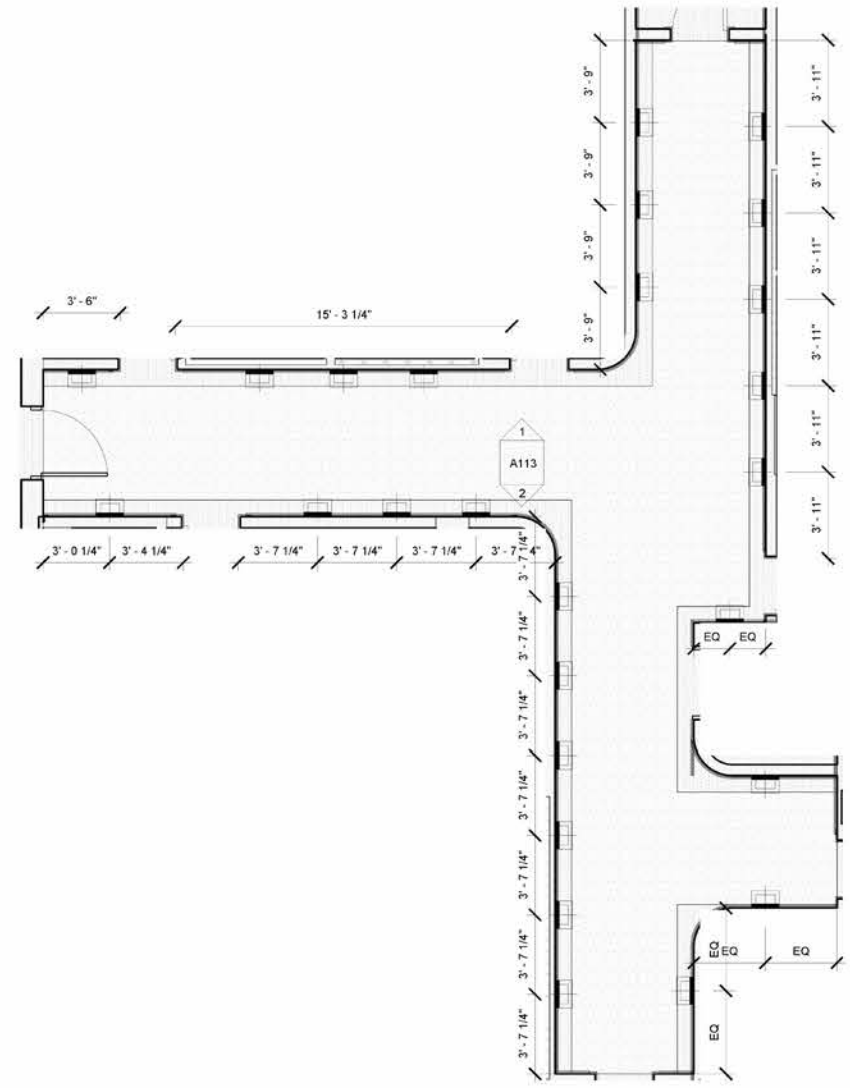
**DRAWN:** Author

**CHECKED:** Checker

**DRAWING NUMBER:**

**A111**



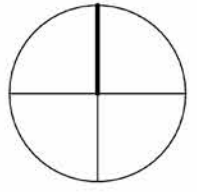


LIGHTING LEGEND - CORRIDOR	
	LT1 - EMERGENCY EXIT SIGN
	LT7 - LOJA SPOTLIGHT
	LT11 - ALFI WALL LAMP
	LT12 - ESTADIO WALL LAMP
	LT13 - ESTADIO SINGULAR
	LT3133 - COVO ARCHITECTURAL COVE LIGHT (24"X48")

**BACHELOR OF INTERIOR DESIGN**

NOTES:

PROJECT NORTH:



PROJECT NAME:

DIDS315 - THE MELVILLE

DRAWING NAME:

CORRIDOR FLOORPLAN AND RCP

DATE: 2023-12-21 2:46:31 PM

SCALE: 1/4" = 1'-0"

DRAWN: Author

CHECKED: Checker

DRAWING NUMBER:

**A112**

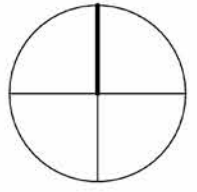


CORRIDOR FINISHES					
TAG	IMG	NAME	APP.	DESC.	MFR.
WP1		ALFORD WALLPAPER IN MARRON	WALL	A floral pattern with a dark background by Montecolino. Non-woven, non-flammable, washable.	ETOFFE
WD8		BLACK PAINTED VERTICAL WOOD SLATS	WALL	Fluted 1/2" wood slats, painted matte black.	CUSTOM
WD3		BLACK PAINT WOODGRAIN	WALL/MOUL. DING	A woodgrain with a black, opaque, matte finish.	CUSTOM
MT8		BLACK MATTE ALUMINUM	LUMINAIRE FINISH	RAL 9005 - Jet Black	SANTA & COLE
CP1		BROADLOOM IN CUSTOM COLOURS - PATTERN CD502	FLOOR	100% Continuous Filament PET. astm e-662. aatcc 134. fade resistant.	SIGNATURE SPARK

**BACHELOR OF INTERIOR DESIGN**

NOTES:

PROJECT NORTH:



PROJECT NAME:

DIDS315 - THE MELVILLE

DRAWING NAME:

CORRIDOR ELEVATIONS & FINISHES

DATE: 2023-12-21 2:47:37 PM

SCALE: 1/2" = 1'-0"





DRAWN: TARA HUNT







CHECKED: Checker

DRAWING NUMBER:

**A113**



LOBBY LIGHTING FIXTURE SCHEDULE							
TAG	IMG	PLANE/TYPE	LIGHTING LAYER	FIXTURE NAME	FIXTURE DETAILS	LAMP	MFR
LT1		CEILING / FLUSHMOUNT	SAFETY	45V SERIES EDGE-LIT LED EXIT SIGN	Single face, green lettering, mirrored background.	Built-in LED, 3.5W. (Connected to fire alarm system (will flash in emergency).	Chloride
LT5		CEILING / PENDANT	DECORATIVE	SCHOOLHOUSE PENDANT	14" DIAMETER - IN NON-FERROUS BRASS.	1850 lm, 20W, 90+ CRI	OCL
LT6		CEILING / PENDANT	TASK	NAMI SUSPENSION LAMP	Brass and glass glass.	board LED 4x14W 2700 K - 2400x2 lm - CRI>80	KDLN
LT7		CEILING / SPOTLIGHT	TASK	LOLA DIRECTIONAL SPOTLIGHT	Mat black finish.	Built-in LED, 9W, 108 lm, 300K, 90 CRI, 24 degree beam angle. Adjustable and dimmable.	PANZERI
LT8		WALL / SCONCE	AMBIENT	SHAPER 673 SERIES LUMINOUS HALF CYLINDER WALL MOUNT 37"	Bronze metallic finish with two vertical trim bars.	Built-in LED, 29W, 3000 lm, CRI: 83+, 4000K. Dimmable.	Cooper Lighting
LT9		WALL / SCONCE	AMBIENT	SHAPER 673 SERIES LUMINOUS HALF CYLINDER WALL MOUNT 25"	Bronze metallic finish with two vertical trim bars.	Built-in LED, 20W, 2000 lm, CRI: 83+, 4000K. Dimmable.	Cooper Lighting
LT13		CEILING / CHANDELIER	DECORATIVE	HOPE CHANDELIER by Francisco Gomez Paz and Paolo Rizzato	D66/105 - 79" Diameter. Transparent polycarbonate prismatic lenses structure.	5x150 W - A-21 Medium Base, 5x150W T-10 halogen/frosted medium base, 5x23W CFEL medium base.	Luceplan S.r.l.

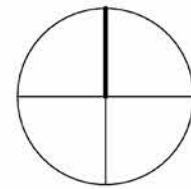
LOBBY LIGHTING FIXTURE SCHEDULE							
TAG	IMG	PLANE/TYPE	LIGHTING LAYER	FIXTURE NAME	FIXTURE DETAILS	LAMP	MFR
LT14		CEILING / CHANDELIER	DECORATIVE	HOPE CHANDELIER by Francisco Gomez Paz and Paolo Rizzato	D66/42 - 43" Diameter. Transparent polycarbonate prismatic lenses structure.	3x15-W, A-21 Medium Base, 3x150W T-10 halogen/frosted medium base, 3x23W CFEL medium base.	Luceplan S.r.l.
LT21		TABLE LAMP	TASK	MAYFAIR 5507 Designed by Diego Fortunato	20 Gold finish.	Built-in LED, 2700K, 12.6W, 1840lm, 90 CRI, Optical Sensor	Vibia
LT26		CEILING / RECESSED	AMBIENT	AERA 2 DOWNLIGHT	Square frameless fixed recessed light 90 DEGREE	Built-in LED, 7W, 705 lm, 95 CRI, Dimmable.	Lumenwerk
LT32		WALL / PICTURE LIGHT	ACCENT	MAGRITTE-1 LED OLD GOLD PICTURE WALL LIGHT	ALUMINUM IN OLD GOLD, 12"	LED 6W 3000K 380lm CRI>80, driver included	FARO Barcelona
LT33		WALL / PICTURE LIGHT	ACCENT	MAGRITTE-3 LED OLD GOLD PICTURE WALL LIGHT	ALUMINUM IN OLD GOLD, 24"	LED 12W 3000K 750lm CRI>80, driver included	FARO Barcelona
LT34		CEILING / RECESSED	AMBIENT	FRESH GOLD DOWNLIGHT GU10 IP44	MATT GOLD FINISH	The light source is a bulb GU10 max 50W not included	FARO Barcelona



**BACHELOR OF INTERIOR DESIGN**

**NOTES:**

**PROJECT NORTH:**



**PROJECT NAME:**

DIDS315 - THE MELVILLE

**DRAWING NAME:**

LOBBY LIGHTING SCHEDULE

DATE: 2023-12-21 2:47:56 PM

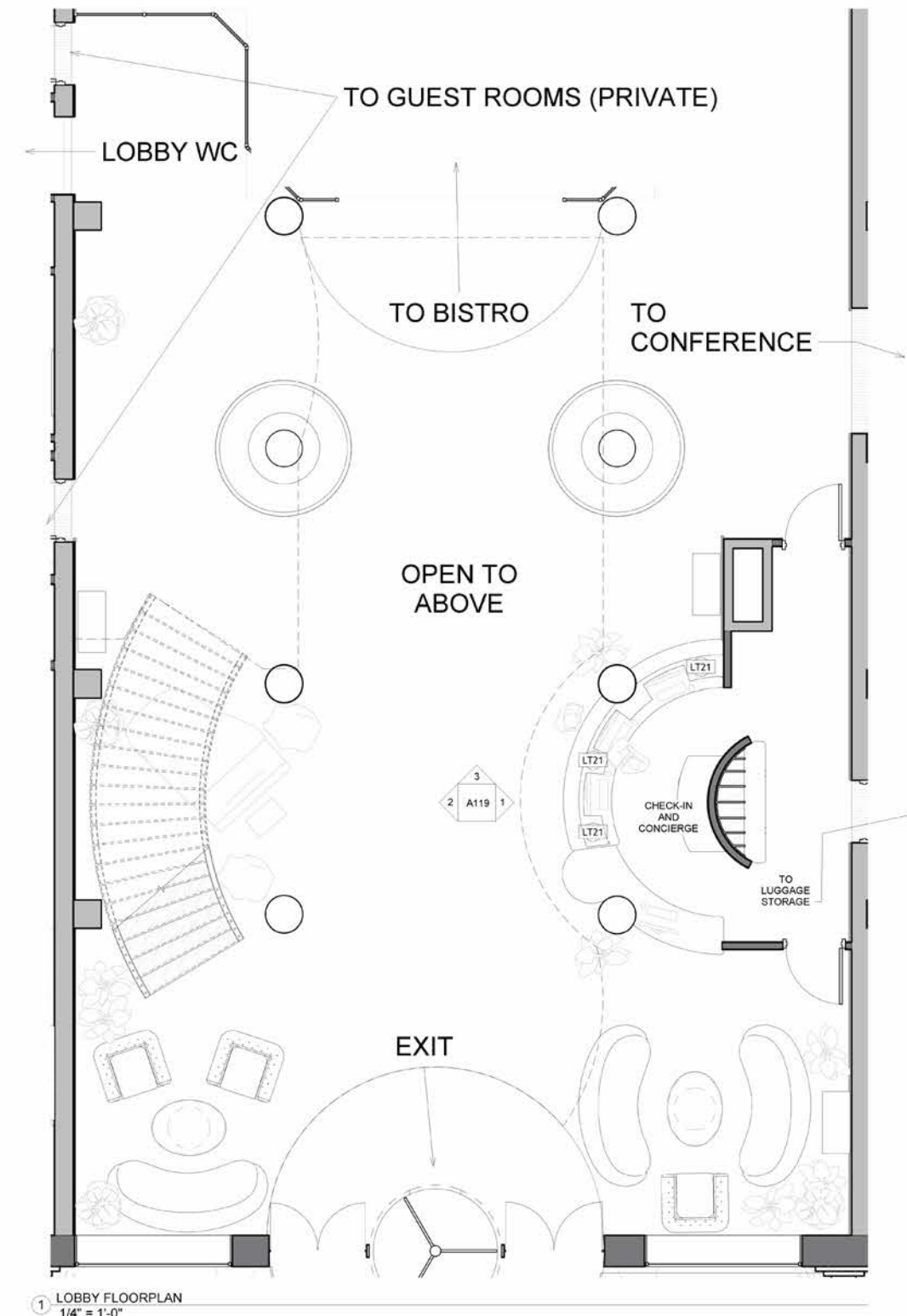
SCALE:

DRAWN: Author


CHECKED: Checker

**DRAWING NUMBER:**

**A115**



1 LOBBY FLOORPLAN  
1/4" = 1'-0"



2 LOBBY FLOORPLAN COLOUR  
1/4" = 1'-0"

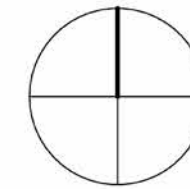


**YORKVILLE UNIVERSITY**

**BACHELOR OF INTERIOR DESIGN**

**NOTES:**

**PROJECT NORTH:**



**PROJECT NAME:**

DIDS315 - THE MELVILLE

**DRAWING NAME:**

LOBBY FLOORPLANS

DATE: 2023-12-21 2:48:41 PM

SCALE: 1/4" = 1'-0"

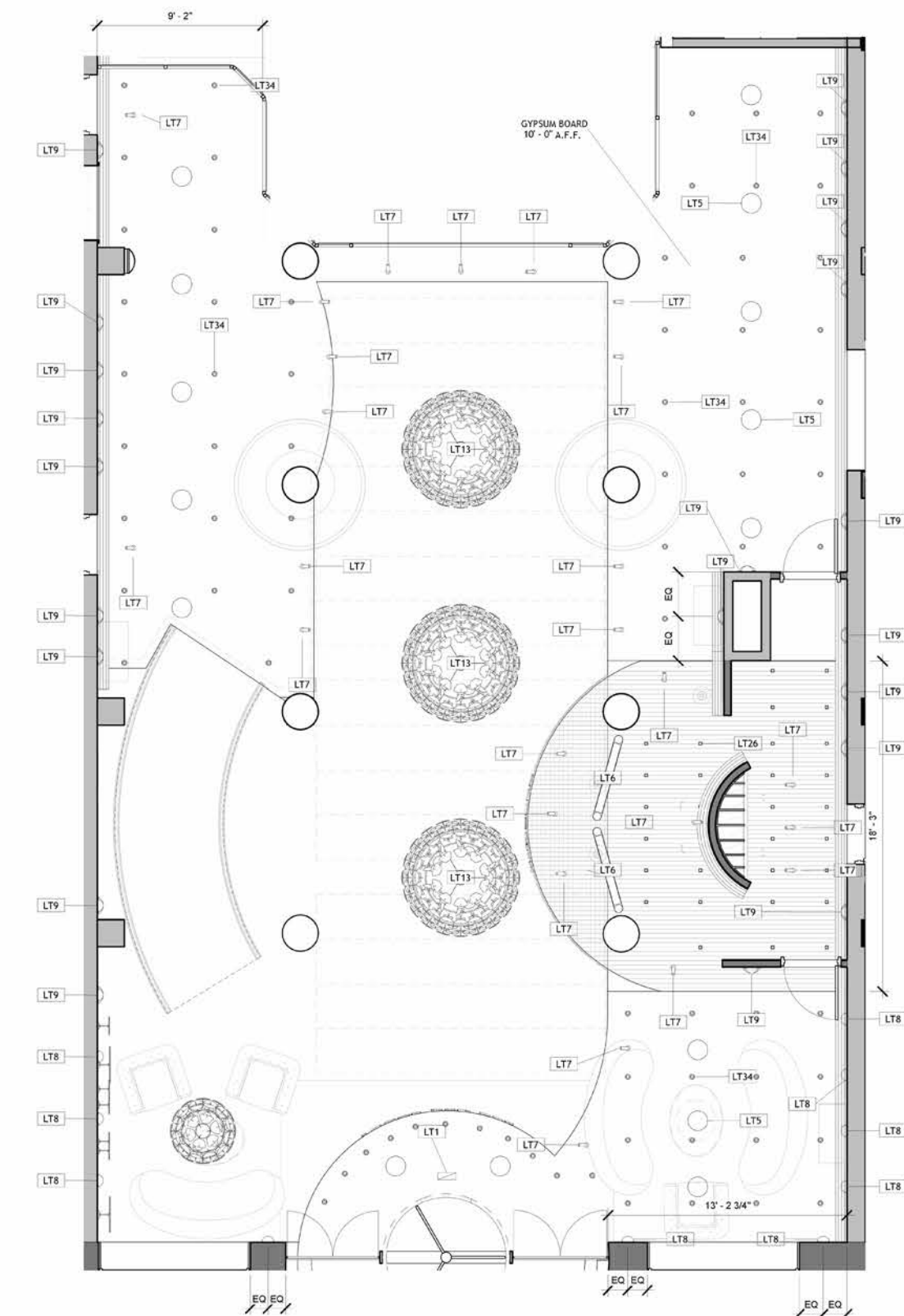
DRAWN: Author

CHECKED: Checker

**DRAWING NUMBER:**

**A116**





1 LOBBY RCP  
1/4" = 1'-0"

LIGHTING LEGEND - LOBBY	
	LT1 - EMERGENCY EXIT SIGN
	LT7 - LOLA SPOTLIGHT
	LT6 - KLDN NAMI SUSPENSION LIGHT
	LT8 - 673 SERIES LUMINOUS HALF CYLINDER WALL MOUNT - 37"
	LT8 - 673 SERIES LUMINOUS HALF CYLINDER WALL MOUNT - 25"
	LT21 - MAYFAIR TABLE LAMP
	LT34 - HOPE CHANDELIER - 79"
	LT35 - HOPE CHANDELIER - 43"
	LT36 - PERRY FLUSHMOUNT

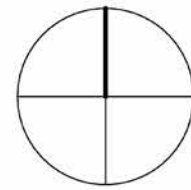


**YORKVILLE**  
UNIVERSITY

**BACHELOR OF INTERIOR DESIGN**

**NOTES:**

**PROJECT NORTH:**



**PROJECT NAME:**

DIDS315 - THE MELVILLE

**DRAWING NAME:**

LOBBY RCP & LEGEND

**DATE:** 2023-12-21 2:50:07 PM

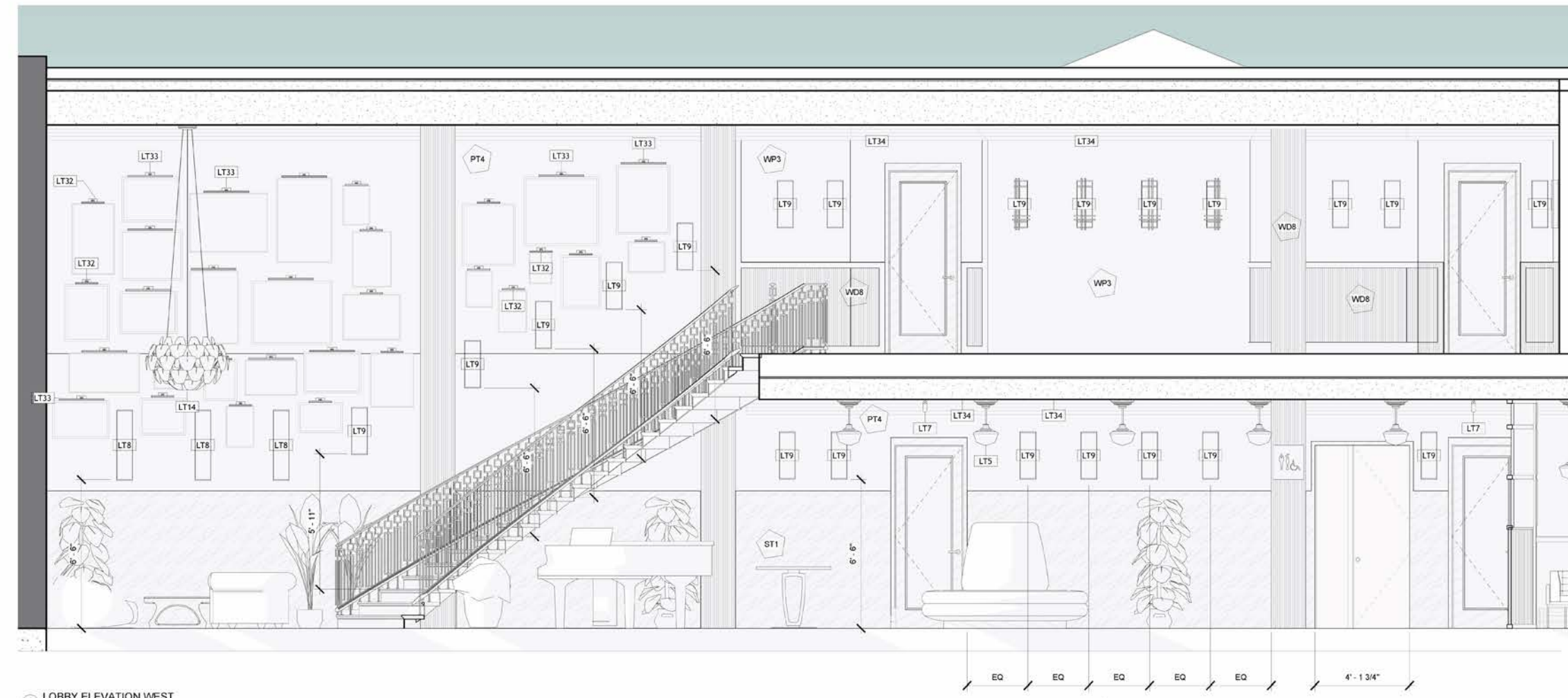
**SCALE:** 1/4" = 1'-0"

**DRAWN:** Author

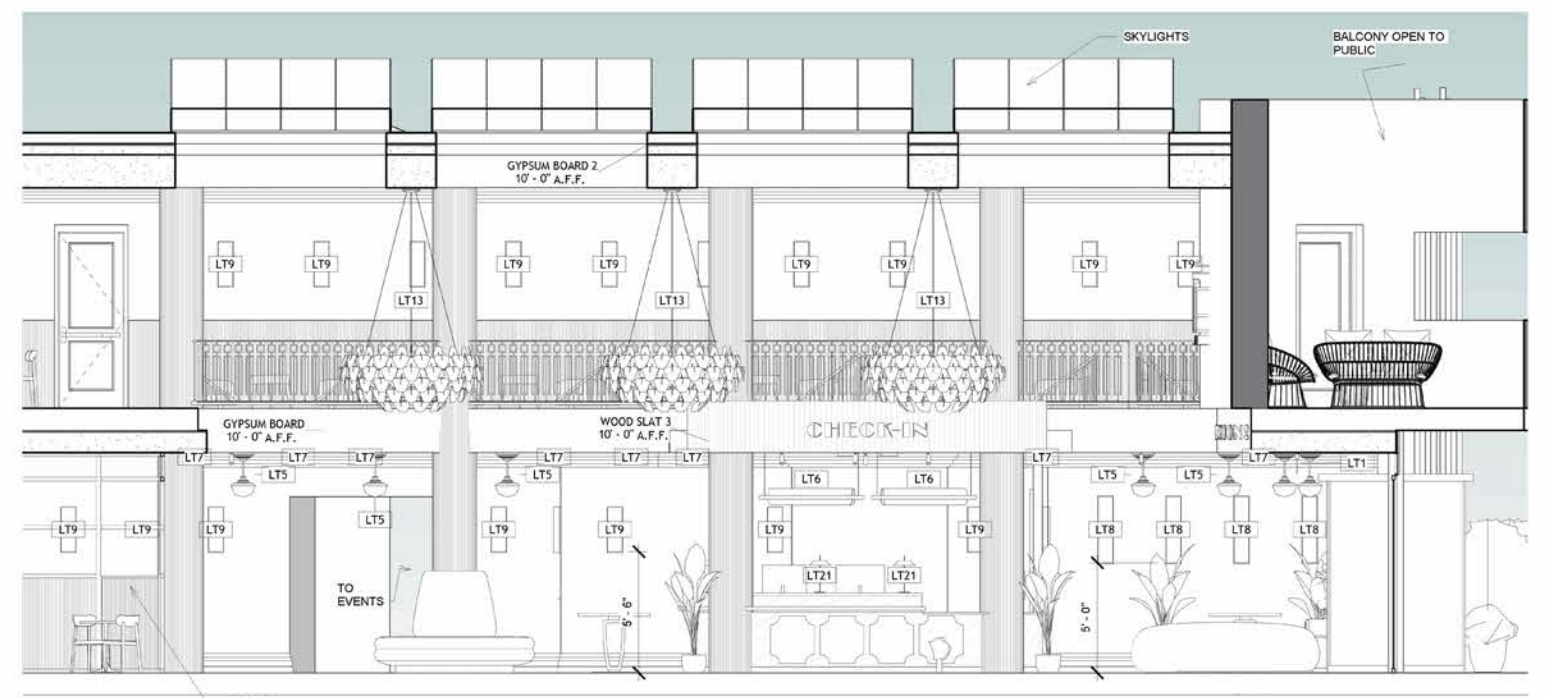
**CHECKED:** Checker

**DRAWING NUMBER:**


**A117**



1 LOBBY ELEVATION WEST  
3/8" = 1'-0"



3 LOBBY ELEVATION EAST  
1/4" = 1'-0"



2 LOBBY ELEVATION NORTH  
1/4" = 1'-0"

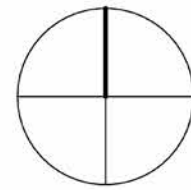


**YORKVILLE**  
UNIVERSITY

**BACHELOR OF INTERIOR DESIGN**

**NOTES:**

**PROJECT NORTH:**



**PROJECT NAME:**

DIDS315 - THE MELVILLE

**DRAWING NAME:**

LOBBY ELEVATIONS WITH TAGS

**DATE:** 2023-12-21 2:52:15 PM

**SCALE:** As indicated

**DRAWN:** Author

**CHECKED:** Checker

**DRAWING NUMBER:**

**A118**





1 LOBBY ELEVATION EAST COLOUR  
1/4" = 1'-0"



2 LOBBY ELEVATION WEST COLOUR  
1/4" = 1'-0"



3 LOBBY ELEVATION NORTH COLOUR  
1/4" = 1'-0"

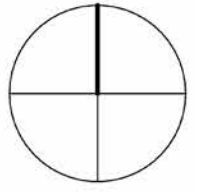


**YORKVILLE**  
UNIVERSITY

BACHELOR OF INTERIOR DESIGN

NOTES:

PROJECT NORTH:



PROJECT NAME:

DIDS315 - THE MELVILLE

DRAWING NAME:

LOBBY ELEVATIONS IN COLOUR

DATE: 2023-12-21 2:55:57 PM  
SCALE: 1/4" = 1'-0"  
DRAWN: Author  
CHECKED: Checker

DRAWING NUMBER:

**A119**

LOBBY FINISHES					
APP.	TAG	IMG	NAME	DESC.	MFR
WALL / STAIRS	ST1		STATUARIO VAGLI MARBLE SLAB	Polished and richly veined grey and white veined pattern.	STONE CONTACT
WALL	PT4		PAINT - CW-555 GOODWIN GREEN (MATTE FINISH)	Matte Finish. This rich, intense shade of deep green captures the verdigris pigment's tendency to shift toward black as it ages.	BENJAMIN MOORE
WALL	PT5		PAINT - 1179 SOUL MATE (MATTE FINISH)	Matte Finish. An earthy red, softened to a gentle pink hue.	BENJAMIN MOORE
WALL	WP2		MARQUISE IN GILDED TEXTURE WALLPAPER	Textured teal and gold wallpaper.	GRAHAM & BROWN
WALL	WP3		MIRISSA WALLPAPER	Blue and gold foliage paper	ALBANY
WALL	WP6		MARQUISE GEO WALLPAPER	Geometric design with metallic diamonds	GRAHAM & BROWN
WALL	WP7		MARQUISE PLAIN WALLPAPER	Teal green textured wallpaper (goes with Marquise Geo)	GRAHAM & BROWN

LOBBY FINISHES					
APP.	TAG	IMG	NAME	DESC.	MFR
UPHOLSTERY / SOFA	TX6		DARK TEAL CORD VELVET BY JAB DENMARK	Ground material: 100% polyester, surface: 100% polyester	JAB ANSTOETZ FABRICS
FLOOR	ST8		CALACATTA VENA CHECKERBOARD FLOORING	Polished, buffed (slip free) marble tile in the art deco tradition.	STONE CONTACT
CASEWORK	ST6		EMPARADOR DARK GOLD MARBLE	1" Thick. Gold, browns, and orange veining.	STONE CONTACT
CASEWORK	ST7		ONICE SULTANO ONYX - TRANSPARENT	Yellow and gold veined onyx. Backlit.	STONE CONTACT

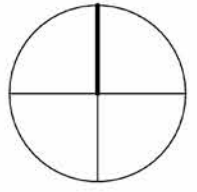


**YORKVILLE**  
UNIVERSITY

BACHELOR OF INTERIOR DESIGN

NOTES:

PROJECT NORTH:



PROJECT NAME:

DIDS315 - THE MELVILLE

DRAWING NAME:







LOBBY FINISHES SCHEDULE




DATE: 2023-12-21 2:56:15 PM  
SCALE: 1/4" = 1'-0"  
DRAWN: Author  
CHECKED: Checker

DRAWING NUMBER:

**A120**



LOBBY FURNITURE SCHEDULE						
TAG	IMG	NAME	FUNCTION	DESC	MFR	#
FN1 8		ABBRACCI SOFA by Lorenza Bozzoli	SEATING / SOFT	COVERED IN DARK GREEN VELVET - 1-3114-033	GHIDINI1961	3
FN1 1		GOODWOOD CONSOLE TABLE	TABLE / OCCASIONAL	WALNUT AND POLISHED BRASS.	Morgan	3
FN2 2		BLOOMSBURY ARMCHAIR	SEATING / SOFT	CONN - BLOOMSBURY MANUFACTURER	n/a	3
FN2 3		FLO COFFEE TABLE	TABLE / OCCASIONAL	WALNUT AND GLASS INSET TOP	Kimball	2
FN2 4		CASK LOVESEAT	SEATING / SOFT	Armchair with structure made of peeled and tinted natural rattan of 34 mm/1.34" diameter	EXPORMIM S.A.	5
FN2 5		CASK ARMCHAIR	SEATING / SOFT	Armchair with structure made of peeled and tinted natural rattan of 34 mm/1.34" diameter	EXPORMIM S.A.	9

LOBBY FURNITURE SCHEDULE						
TAG	IMG	NAME	FUNCTION	DESC	MFR	#
FN2 6		FRAMES COFFEE TABLE	TABLE / OCCASIONAL	Coffee table made of peeled and tinted natural rattan 19 mm/0.7" in diameter	EXPORMIM S.A.	2
FN2 7		CALA 2 SOFA by Doshi Levien	SEATING / OUTDOOR	Legs in 29C Kombu - Seat cushions in Peppercom	KETTAL	2
FN2 8		ROTONDA TABLE	TABLE / OCCASIONAL	WALNUT AND POLISHED BRASS.	Morgan	5

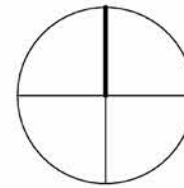


**YORKVILLE**  
UNIVERSITY

**BACHELOR OF INTERIOR DESIGN**

NOTES:

PROJECT NORTH:



PROJECT NAME:

DIDS315 - THE MELVILLE

DRAWING NAME:

LOBBY FURNITURE SCHEDULE

DATE: 2023-12-21 2:56:36 PM












SCALE:














DRAWN: Author









CHECKED: Checker

DRAWING NUMBER:

**A121**

LOBBY ART SCHEDULE			
TAG	NAME	IMG	SOURCE
AR1	DRINKING FLAPPERS		<a href="https://artdecostyle.ca/art-deco-style-blog/art-deco-fashion-part-1">https://artdecostyle.ca/art-deco-style-blog/art-deco-fashion-part-1</a>
AR2	NIAGARA FALLS POSTCARD		1928 POSTCARD COURTESY OF NIAGARA HISTORICAL SOCIETY
AR3	DANCING FLAPPERS		<a href="https://stpauls-mb.libguides.com/c.php?g=394392&amp;p=2745782">https://stpauls-mb.libguides.com/c.php?g=394392&amp;p=2745782</a>
AR4	FLAPPER SQUAD		<a href="https://moonartinwords.medium.com/the-liberating-feeling-of-flappers-a7c2bce63a9">https://moonartinwords.medium.com/the-liberating-feeling-of-flappers-a7c2bce63a9</a>
AR5	BEACHING FLAPPERS		<a href="https://fineartamerica.com/featured/models-on-a-yacht-edward-s-teichen.html?product=art-print">https://fineartamerica.com/featured/models-on-a-yacht-edward-s-teichen.html?product=art-print</a>
AR6	FLAPPER FASHION		<a href="https://segreader.emol.ci/2020/01/07/P/PO3NVVR1/figh?gt=212753">https://segreader.emol.ci/2020/01/07/P/PO3NVVR1/figh?gt=212753</a>
AR7	VIRGINIA BIDDLE, ZIGFIELD GIRL, BY ALFRED CHENEY JONSTON (1929)		<a href="https://segreader.emol.ci/2020/01/07/P/PO3NVVR1/figh?gt=212753">https://segreader.emol.ci/2020/01/07/P/PO3NVVR1/figh?gt=212753</a>
AR8	NAUGHTY FLAPPER		<a href="https://artdecostyle.ca/art-deco-style-blog/art-deco-fashion-part-1">https://artdecostyle.ca/art-deco-style-blog/art-deco-fashion-part-1</a>
AR9	SPEAKEASY HIJINX		<a href="https://rarehistoricalphotos.com/nylon-stockings-shortage-1940s/">https://rarehistoricalphotos.com/nylon-stockings-shortage-1940s/</a>
AR10	TILLY LOSCH ALIEN		<a href="https://dantebea.com/2014/12/27/trude-fleischmann-10/">https://dantebea.com/2014/12/27/trude-fleischmann-10/</a>
AR11	BETTY BALFOUR IN CHAMPAGNE (1928)		<a href="https://www.imdb.com/name/nm0050151/">https://www.imdb.com/name/nm0050151/</a>

LOBBY ART SCHEDULE			
TAG	NAME	IMG	SOURCE
AR12	TILLY LOSCH DANCE		<a href="https://hauntedbystorytelling.tumblr.com/post/190261097277/tilly-losch-by-hans-b%C3%B0hm-1925-hans-b%C3%B0hm">https://hauntedbystorytelling.tumblr.com/post/190261097277/tilly-losch-by-hans-b%C3%B0hm-1925-hans-b%C3%B0hm</a>
AR13	TILLY LOSCH FRILLY		<a href="https://www.virtual-history.com/movie/person/4959/tilly-losch">https://www.virtual-history.com/movie/person/4959/tilly-losch</a>
AR14	TILLY LOSCH QUEEN		<a href="https://digitalcollections.nypl.org/items/510d47db-ca34-a3d9-e040-e00a18064a99">https://digitalcollections.nypl.org/items/510d47db-ca34-a3d9-e040-e00a18064a99</a>
AR15	FRANK HORVAT PHOTO: PARIS 'LE CHIEN QUI FUME' 1957		<a href="https://www.1stdibs.com/artphotography/black-white-photography/frank-horvat-paris-le-chien-qui-fume-1957/id-a_84850/">https://www.1stdibs.com/artphotography/black-white-photography/frank-horvat-paris-le-chien-qui-fume-1957/id-a_84850/</a>
AR16	TILLY LOSCH MODEL		<a href="https://hauntedbystorytelling.tumblr.com/post/21385783633/trude-fleischmann-austrian-dancer-actress">https://hauntedbystorytelling.tumblr.com/post/21385783633/trude-fleischmann-austrian-dancer-actress</a>
AR17	TILLY LOSCH WINGS		<a href="https://www.pamono.com/lethal-losch-silver-gelatin-fibre-print-1929-printed-later">https://www.pamono.com/lethal-losch-silver-gelatin-fibre-print-1929-printed-later</a>
AR18	PRINCE VISITS HYDROELECTRIC DAM		<a href="https://exhibits.library.brocku.ca/canadian-niagara-power-company/page/dignitaries-and-royalty">https://exhibits.library.brocku.ca/canadian-niagara-power-company/page/dignitaries-and-royalty</a>
AR19	JEAN LUSSIER POSES AFTER		<a href="https://www.cliftonhill.com/falls_blog/the-daredevil-of-niagara-falls/">https://www.cliftonhill.com/falls_blog/the-daredevil-of-niagara-falls/</a>
AR20	DISSEMBARKING TRAIN IN TORONTO		<a href="https://commons.wikimedia.org/wiki/File:Disembarking_from_a_TTC_Peter_Witt_streetcar.jpg">https://commons.wikimedia.org/wiki/File:Disembarking_from_a_TTC_Peter_Witt_streetcar.jpg</a>
AR21	JEAN LUSSIER PARADE		<a href="https://photos.com/featured/jean-a-lussier-waving-while-standing-bellmann.html">https://photos.com/featured/jean-a-lussier-waving-while-standing-bellmann.html</a>
AR22	ELECTRIC TRAIN NIAGARA		<a href="https://www.nfrrm.ca/galdisp.php?resultpage=6&amp;pagesize=4&amp;TitleID=6">https://www.nfrrm.ca/galdisp.php?resultpage=6&amp;pagesize=4&amp;TitleID=6</a>
AR23	TILLY LOSCH BY CECIL BEATON		<a href="https://www.npg.org.uk/collections/search/portrait/mw197715/Tilly-Losch">https://www.npg.org.uk/collections/search/portrait/mw197715/Tilly-Losch</a>
AR24	CAIRNS CREAMERY GRANDE OPENING		<a href="https://mfpl.historicniagara.ca/s/images/item/589415">https://mfpl.historicniagara.ca/s/images/item/589415</a>

LOBBY ART SCHEDULE			
TAG	NAME	IMG	SOURCE
AR25	INSIDE GENERATING PLANT		<a href="https://exhibits.library.brocku.ca/canadian-niagara-power-company/item/6923#?c=6m&amp;s=8cv&amp;xywh=198%2C-1%2C1394%2C787">https://exhibits.library.brocku.ca/canadian-niagara-power-company/item/6923#?c=6m&amp;s=8cv&amp;xywh=198%2C-1%2C1394%2C787</a>
AR26	CAIRNS CREAMERY ANNOUNCEMENT		<a href="https://mfpl.historicniagara.ca/s/images/item/589411">https://mfpl.historicniagara.ca/s/images/item/589411</a>
AR27	SIR ADAM BECK GENERATING STATION POSTER		<a href="https://dr.library.brocku.ca/handle/10464/12814">https://dr.library.brocku.ca/handle/10464/12814</a>
AR28	DEPLETED FALLS		<a href="https://www.castellaniartmuseum.org/collections/our-famous-niagara-falls-as-it-may-appear-shortly">https://www.castellaniartmuseum.org/collections/our-famous-niagara-falls-as-it-may-appear-shortly</a>
AR29	LOBBY OF THE "PALACE OF LIGHT" NIAGARA FALLS 1920S		<a href="https://exhibits.library.brocku.ca/s/nabisco-shredded-wheat/item/9560#?c=6m&amp;s=8cv&amp;xywh=51%2C-1%2C851%2C481">https://exhibits.library.brocku.ca/s/nabisco-shredded-wheat/item/9560#?c=6m&amp;s=8cv&amp;xywh=51%2C-1%2C851%2C481</a>
AR30	TOURIST CAMPS		<a href="https://www.niagarafallstourism.com/blog/clifton-hill-in-the-1920s/">https://www.niagarafallstourism.com/blog/clifton-hill-in-the-1920s/</a>
AR32	ARTISTIC STYLING OF TRAIN IMAGE		TARA HUNT FROM: <a href="https://commons.wikimedia.org/wiki/File:Disembarking_from_a_TTC_Peter_Witt_streetcar.jpg">https://commons.wikimedia.org/wiki/File:Disembarking_from_a_TTC_Peter_Witt_streetcar.jpg</a>
AR33	WATERJET MARBLE MOSAIC AT ENTRANCE		<a href="https://www.svttexture.com/2021/03/marble-stone-medallions-02.html">https://www.svttexture.com/2021/03/marble-stone-medallions-02.html</a>

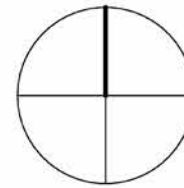


**YORKVILLE**  
UNIVERSITY

**BACHELOR OF INTERIOR DESIGN**

NOTES:

PROJECT NORTH:



PROJECT NAME:

DIDS315 - THE MELVILLE

DRAWING NAME:

LOBBY ART SCHEDULE

DATE: 2023-12-21 2:56:57 PM

SCALE:

DRAWN: Author

CHECKED: Checker

DRAWING NUMBER:

**A122**



# REFERENCES

Ancestry. (2021). Frederick Melville Cairns. Ancestry.co.uk. [https://www.ancestry.co.uk/discoveryui-content/view/201971240:60527?\\_phsrc=RdJ2&\\_phstart=successSource&gsln=Cairns&ml\\_rpos=896&queryId=9411263fdaa8f4311a423497731a0504](https://www.ancestry.co.uk/discoveryui-content/view/201971240:60527?_phsrc=RdJ2&_phstart=successSource&gsln=Cairns&ml_rpos=896&queryId=9411263fdaa8f4311a423497731a0504)

Ascenzo, D. (2020, November 11). Niagara's History Unveiled: Daredevils drawn to challenge Niagara Falls. Niagara Now. <https://niagaranow.com/featured.phtml/3601-niagaras-history-unveiled-daredevils-drawn-to-challenge-niagara-falls/>

Berketa, R. (2023a). Niagara Falls: Hotels & Campgrounds - a history. Niagara Falls Thunder Alley. <https://www.niagarafontier.com/earlyhotels.html>

Bobak, R. (2009, November). Niagara Falls, Then and Now, Buildings lost, Buildings found (PART NINE). Right in Niagara (Blog). [https://rightinniagara.blogspot.com/2009/11/niagara-falls-then-and-now-buildings\\_24.html](https://rightinniagara.blogspot.com/2009/11/niagara-falls-then-and-now-buildings_24.html)

Brock University Library Archives. (2023). Dignitaries and Royalty · Canadian Niagara Power Company. Brocku.ca. <https://exhibits.library.brocku.ca/s/canadian-niagara-power-company/page/dignitaries-and-royalty>

Clifton Hill Entertainment. (2022, December 12). The Daredevils of Niagara Falls. Niagara Falls Blog. [https://www.cliftonhill.com/falls\\_blog/the-daredevils-of-niagara-falls/](https://www.cliftonhill.com/falls_blog/the-daredevils-of-niagara-falls/)

Hopper, T. (2022, June 25). So tacky it inspired the invention of national parks: What you didn't know about Niagara Falls. Nationalpost; National Post. <https://nationalpost.com/news/canada/niagara-falls-weird-history>

Malleck, D. (2021). Crossing the Line: How, Where and When to Drink in Niagara after Prohibition [YouTube Video]. In Niagara Falls Museums. <https://www.youtube.com/watch?v=Rj2F5ezcG3U>

Maria, D. (2021, September 27). Frederick Melville Cairns (1887-1975) - Find a... Findagrave.com. [https://www.findagrave.com/memorial/232499545/frederick-melville-cairns?\\_gl=1\\*\\_rln976\\*\\_gcl\\_au\\*MTQwMDg1MDkzOS4xNjk3OTA2NjQw\\*\\_ga\\*MTEwMzlyNDExMS4xNjk3OTA2NjQw\\*\\_g](https://www.findagrave.com/memorial/232499545/frederick-melville-cairns?_gl=1*_rln976*_gcl_au*MTQwMDg1MDkzOS4xNjk3OTA2NjQw*_ga*MTEwMzlyNDExMS4xNjk3OTA2NjQw*_g)

Niagara Falls State Park. (2023). History of Niagara Falls. Niagarafallsstatepark.com. <https://www.niagarafallsstatepark.com/niagara-falls-state-park/history#:~:text=Niagara%20Falls%20History,known%20as%20the%20Niagara%20River.>

Parkins-Sciberras, T. (2022). Lost Electric Railways: Niagara Falls, ON. Halton County Railway Museum. <https://hrcy.org/lost-electric-railways-niagara-falls-on/>

Pepper, T. (2016). Tilly Losch | Terence Pepper Collection. Tpeppercollection. <https://www.terencepeppercollection.com/tilly-losch>

travelfilmarchive. (2012). Niagara Falls, 1920s [YouTube Video]. In YouTube. <https://www.youtube.com/watch?app=desktop&v=zptE5U-zl8Q>

# FIGURES

Fig 1. Inspirational Image - <https://i.pinimg.com/564x/92/be/13/92be13ace055f91b269980f7a19fo997.jpg>

Fig 2. MAXALTO SIGLUM RUG - [https://content.maxalto.com/thumbnaill-site/78932/cc\\_detail\\_product/78932.jpg](https://content.maxalto.com/thumbnaill-site/78932/cc_detail_product/78932.jpg)

Fig 3. MAXALTO ALCOVE BED - <https://www.maxalto.com/en/en-alcova-09-letti.html>

Fig 4. MAXALTO AMPHORA SIDE TABLES - <https://www.maxalto.com/en/en-amphora-contenitori.html>

Fig 5. SONGBIRD BY PAUL SMITH - <https://www.maharam.com/products/songbird-by-paul-smith/colors/001-dove>

Fig 6. NEW RAVENNA ARABESQUE TILE - <https://newravenna.com/nr-product/arabesque/>

Fig 7. FIRECLAY KELP HEXAGON TILE - <https://www.fireclaytile.com/tile/colors/detail/kelp/tile-hexagon-3>

Fig 8. FIRECLAY RED ROCK TILE - <https://www.fireclaytile.com/tile/colors/detail/red-rock/tile-field-2-x-6>

Fig 9. CHAIN HOMME TILE IN HAYSTACK - <https://www.fireclaytile.com/tile/colors/detail/haystack/tile-specialty-field-chaine-homme>

Fig 10. SANCAL TEXTIL IN MUSTARD - <https://sancal.com/en/downloads/materials/132-textile-material-downloads/>

Fig 11. SANCAL WOOD IN NACRE - <https://sancal.com/en/downloads/materials/oak-wood-downloads/>

Fig 12. SANCAL STONACRIL - <https://sancal.com/en/downloads/materials/stone-stonacril-other-downloads/>

Fig 13. SANCAL EMPORADOR MARBLE - <https://sancal.com/en/downloads/materials/marble-stone-other-material-downloads/>

Fig 14. MOMENTUM TEXTILE - CHARMED IN MIST - <https://momentumtextilesandwalls.com/products/09201421>

Fig 15. VIVA WALNUT BY UNIBOARD - <https://www.uniboard.com/en/panels/iftl-panels/viva-walnut>

Fig 16. CARAMELLO BY UNIBOARD - <https://www.uniboard.com/en/panels/iftl-panels/caramello>

Fig 17. ANDREU WORLD OAK FINISH - [https://andreuworld.com/media/catalog/product/import/galeria/Textiles\\_Finishes/andreu\\_world\\_377.webp](https://andreuworld.com/media/catalog/product/import/galeria/Textiles_Finishes/andreu_world_377.webp)

Fig 18. FLUTED GLASS BY NATHAN ALLAN - <https://www.nathanallan.com/introducing-fluted-glass/>

Fig 19. THE LAWNMOWER WALLPAPER BY AINO - <https://shopaino.com/the-lawnmower-bronze-shimmer>

Fig 20. BRUSHED BLACK OAK BY MAXALTO - <https://content.maxalto.com/en/materials>

Fig 21. WOOD SLATS TEXTURE - <https://www.sketchuptextureclub.com/textures/architecture/wood/wood-panels/wooden-slats-pbr-texture-seamless-22233>

Fig 22. SALUTE SINK AND TRANSLUSCENT SANDALWOOD - <https://www.kohler.com/en/products/bathroom-sinks/shop-bathroom-sinks/salute-vessel-bathroom-sink-28824?skuld=28824-TG7>

Fig 23. FONTANA SHOWER GOLD - <https://cdn3.volusion.com/jrdvt-kykgn/v/vspfiles/photos/FS-5778-2T.jpg?v-cache=1698056812>

Fig 24. RAL 7021 - [https://cdn11.bigcommerce.com/s-c7axrpbu3t/images/stencil/500x659/products/468/789/160-RAL7021\\_\\_\\_15185.1681176323.jpg?c=1](https://cdn11.bigcommerce.com/s-c7axrpbu3t/images/stencil/500x659/products/468/789/160-RAL7021___15185.1681176323.jpg?c=1)

Fig 25. RAL 7016 - [https://cdn11.bigcommerce.com/s-c7axrpbu3t/images/stencil/500x659/products/467/788/159-RAL7016\\_\\_\\_20843.1681176177.jpg?c=1](https://cdn11.bigcommerce.com/s-c7axrpbu3t/images/stencil/500x659/products/467/788/159-RAL7016___20843.1681176177.jpg?c=1)

Fig 26. KOHLER TERRETT - <https://www.kohler.com/en/products/lighting/shop-lighting/terret-21-two-light-bath-bar-27752-sc02?skuld=27752-SC02-2GL>

Fig 27. KOHLER ARTIFACTS - <https://www.kohler.com/en/products/bathroom-accessories/shop-bathroom-accessories/artifacts->

hotelier-72575?skuld=72575-2MB

Fig 28. LOLA SPOTLIGHTS - <https://luminesy.com/products/lola-base-spotlight>

Fig 29. POD PRO SHOWER DRAIN - <https://www.zurn.com/products/building-drainage/floor-drains/finish-floor-shower-drains/zpd1>

Fig 30. REECE GROHE ESSENCE TAP - <https://www.reece.com.au/product/tapware-accessories-c2518/shower-bath-tapware-c2602/grohe-b603000/essence-new-b603008/grohe-essence-new-wall-bath-mixer-tap-230mm-9508736>

Fig 31. BAIA CLOSE-COUPLED WC - <https://www.armaniroca.com/producto/?product=A3420C7..0>

Fig 32. FONTANA BRAVAT SHOWER SET - <https://www.fontanashowers.com/Brushed-Gold-Waterfall-Rainfall-Shower-Set-p/fs1077.htm>

Fig 33. SMEG COFFEE MAKER - <https://www.smeg.com/products/ECF02BLEU>

Fig 34. SMEG FRIDGE - <https://www.smeg.com/products/FAB5RBL5>

Fig 35. SMEG TOASTER - <https://www.smeg.com/products/TSF01BLEU>

Fig 36. SMEG KETTLE - <https://www.smeg.com/products/KLF03BLEU>

Fig 37. HANSGRÖHE LOGIS SHAVING MIRROR - <https://pro.hansgrohe.com/articledetail-logis-universal-shaving-mirror-with-led-light-73570000>

Fig 38. COVIO ARCHITECTURAL COVE LIGHT - COOPER - <https://www.cooperlighting.com/global/brands/io-led/1026654/covio-architectural-led-cove-light#ESS>

Fig 39. ARMANI ROCA MIRROR - <https://www.armaniroca.com/producto/?product=A8123440..>

Fig 40. COOPER MULTI-CELL LIGHT - <https://www.cooperlighting.com/global/brands/portfolio/1078776/ld1mrt-la1mrt-led-1-multi-cell#Resources%20/%20Specs>

Fig 41. ALFORD WALLPAPER (ETOFFE) - <https://www.etoffe.com/en/wallpapers/30893-alford-wallpaper-montecolino.html#30893-239843>

Fig 42. MARQUISE PLAIN WALLPAPER - <https://www.wallpaperdirect.com/ca/products/boutique/marquise-plain/185746>

Fig 43. MARQUISE GILDED WALLPAPER - <https://www.wallpaperdirect.com/ca/products/boutique/gilded-texture/179524>

Fig 44. MARQUISE GEO WALLPAPER - <https://www.wallpaperdirect.com/ca/products/boutique/marquise-geo/179543>

Fig 45. IMPERIA GREEN SHIMMER WALLPAPER - <https://www.wallpaperfromthe70s.com/wallpaper-imperia-green-shimmer?c=681>

Fig 46. PALM (HAZARA) WALLPAPER - <https://www.wallpaperfromthe70s.com/wallpaper-hazara-dark-green?c=681>